

**F  
Y  
2  
0  
2  
1**

# **Medical Marijuana**

## **2021 Fiscal Year Report**

**(July 1, 2020- June 30, 2021, revised\*)**

**Arkansas Department of Health**



**Arkansas Department of Finance and  
Administration**



# Table of Contents

Title Page.....	1
Table of Contents.....	2
FY 2021 Medical Marijuana Data Summary.....	3
Medical Marijuana Registry ID Application Status and Patients’ Qualifying Medical Conditions:	
Table 1: Medical Marijuana Registry ID Card Application Status.....	4
Table 2: Medical Marijuana Registry ID Card Renewal Application Status.....	5
Figure 1: Patients’ Qualifying Medical Conditions.....	6
Table 3: Patients’ Qualifying Medical Conditions.....	7
Appendices:	
A. 1: Percent of Patients with Medical Marijuana Registry ID Card by Gender.....	9
A. 2: Percent of Patients with Medical Marijuana Registry ID Card by Age-Group.....	10
A. 3: Percent of Patients with Medical Marijuana Registry ID Card by Race/Ethnicity.....	11
A. 4: Number of Patients with Medical Marijuana Registry ID Card by County.....	12-13
Resources and Revision.....	14*
Contact Information.....	15

## FY 2021 Medical Marijuana Data Summary

The Arkansas Medical Marijuana Amendment of 2016 requires the Arkansas Department of Health and the Arkansas Department of Finance and Administration to submit specific Fiscal Year (FY) data related to Medical Marijuana activities.

The FY 2021 data updates are presented below.

Applications submitted for Registry ID Card = 77,042 Patients  
(Please refer to page 4 for caregivers & visitors information.)

Applications filed for renewal = 25,215 Patients  
(Please refer to page 5 for caregivers & visitors information.)

Patients' qualifying medical conditions = refer to page 6

Number of Registry ID Cards revoked = 0

Number of physicians providing written certifications = 960

Number of licensed dispensaries = 38; Number of dispensaries in operation = 36

Number of licensed cultivation facilities = 8; Number of cultivation facilities in operation = 5

Number of licenses revoked to operate dispensary = 0

Number of licenses revoked to operate cultivation facility = 0

Number of dispensary agents = 798

Number of cultivation facility agents = 486

**Sources:** Medical Marijuana Program, Arkansas Department of Health and Alcoholic Beverage Control

## Medical Marijuana Registry Application Status

Table 1: Medical Marijuana Registry ID Card Application Status, Arkansas, FY 2021

Status	Patient	Caregiver	Visitor
Submitted	77,042	1,113	8,962
Approved	75,704	584	8,750

*Note: A visitor is an individual either from another state visiting Arkansas or recently moved to Arkansas that received a temporary 30 day Medical Marijuana Registry ID card*

- This information represents the total of both new and renewed applications submitted and approved from July 1, 2020 to June 30, 2021
- A total of 77,042 patients submitted applications for a Medical Marijuana Registry ID Card. Of those, 75,704 applications were approved. There were 1,338 applications pending due to incomplete information.
- A total of 1,113 caregivers submitted applications for Medical Marijuana Registry ID Cards. Of those, 584 applications were approved. There were 529 applications pending due to incomplete information.
- A total of 8,962 visitors submitted applications for Medical Marijuana Registry ID Cards. Of those, 8,750 applications were approved. There were 212 applications pending due to incomplete information.
- There were no revocations of patient or caregiver Registry ID Cards during the fiscal period.

## Medical Marijuana Registry Renewal Application Status

Table 2: Medical Marijuana Registry ID Card Renewal Application Status, Arkansas, FY 2021

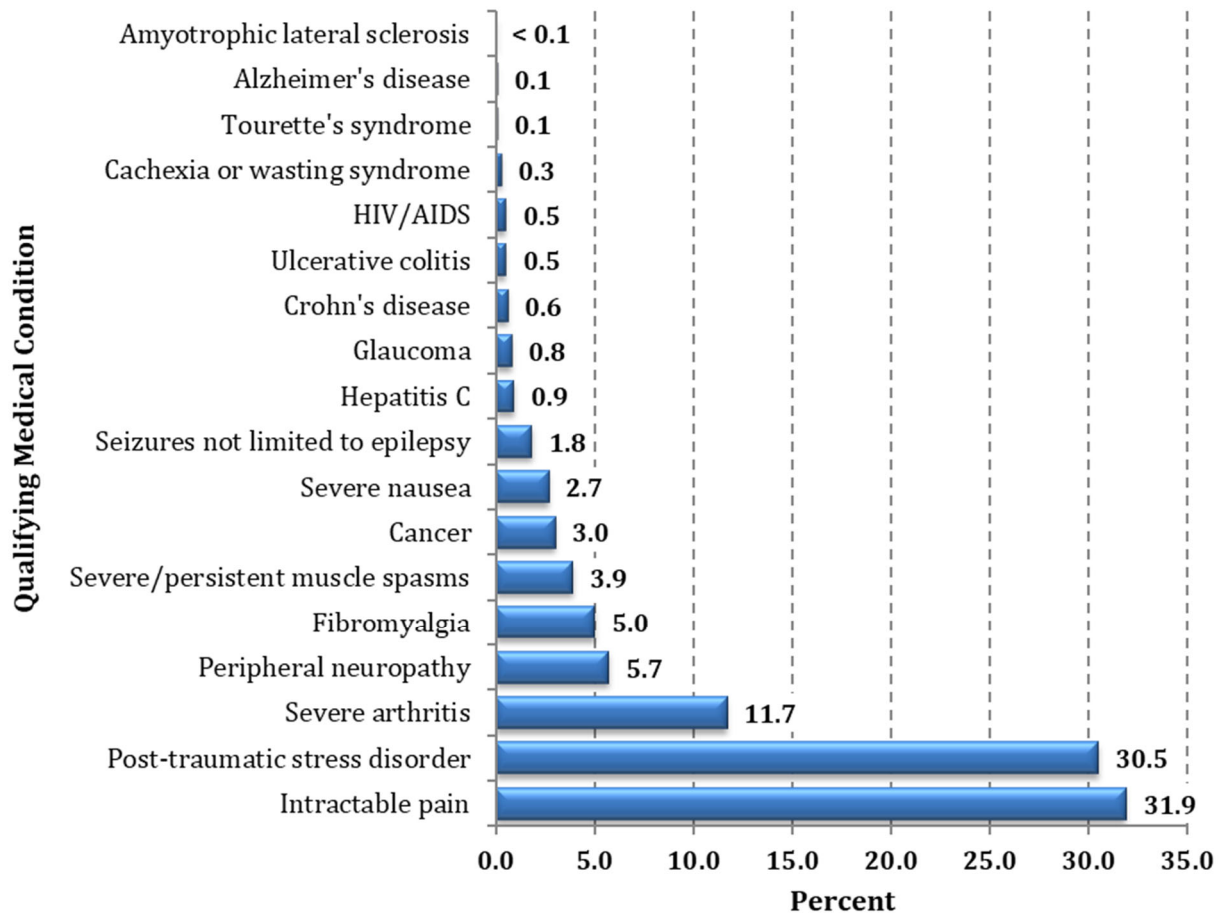
Status	Patient	Caregiver	Visitor
Submitted	25,215	185	5,172
Approved	23,618	110	4,958

*Note: A visitor is an individual either from another state visiting Arkansas or recently moved to Arkansas that received a temporary 30 day Medical Marijuana Registry ID card*

- A total of 25,215 patient renewal applications were submitted for Medical Marijuana Registry ID Cards. Of those, 23,618 patient renewal applications were approved. There were 1,597 applications pending due to incomplete information.
- A total of 185 caregiver renewal applications were submitted for Medical Marijuana Registry ID Cards. Of those, 110 renewal applications were approved. There were 75 renewal applications pending due to incomplete information.
- A total of 5,172 visitor renewal applications were submitted for Medical Marijuana Registry ID Cards. Of those, 4,958 visitor renewal applications were approved. There were 214 renewal applications pending due to incomplete information.
- Due to the COVID-19 pandemic, the expiration date for all registry cards was suspended through September 30, 2020, allowing many cardholders to postpone their renewal until FY21.

# Patients' Qualifying Medical Conditions

Figure 1: Patients' Qualifying Medical Conditions, Arkansas, FY 2021



- The most prevalent qualifying medical condition among Medical Marijuana Registry ID Card recipients was intractable pain unresponsive to medicines, treatment, or surgery for >6 months (31.9%).
- The second and third most prevalent conditions were post-traumatic stress disorder (30.5%) and severe arthritis (11.7%), followed by peripheral neuropathy (5.7%) and fibromyalgia (5.0%).
- The least prevalent medical conditions reported were amyotrophic lateral sclerosis (< 0.1%), Alzheimer's disease (0.1%), and Tourette's syndrome (0.1%).

## Patients' Qualifying Medical Conditions

Table 3: Patients' Qualifying Medical Conditions, Arkansas, FY 2021

Patients' Qualifying Medical Conditions	Count	Percent
Intractable pain, which is pain that has not responded to ordinary medications, treatment or surgical measures for more than six (6) months	38,454	31.9
Post-traumatic stress disorder	36,751	30.5
Severe arthritis	14,072	11.7
Peripheral neuropathy	6,809	5.7
Fibromyalgia	6,037	5.0
Severe and persistent muscle spasms, including without limitation those characteristic of multiple sclerosis	4,704	3.9
Cancer	3,614	3.0
Severe nausea	3,284	2.7
Seizures, including without limitation those characteristic of epilepsy	2,197	1.8
Hepatitis C	1,128	0.9
Glaucoma	925	0.8
Crohn's disease	679	0.6
Ulcerative colitis	571	0.5
Positive status for human immunodeficiency virus/ acquired immune deficiency syndrome	569	0.5
Cachexia or wasting syndrome	391	0.3
Tourette's syndrome	144	0.1
Alzheimer's disease	101	0.1
Amyotrophic lateral sclerosis	30	< 0.1

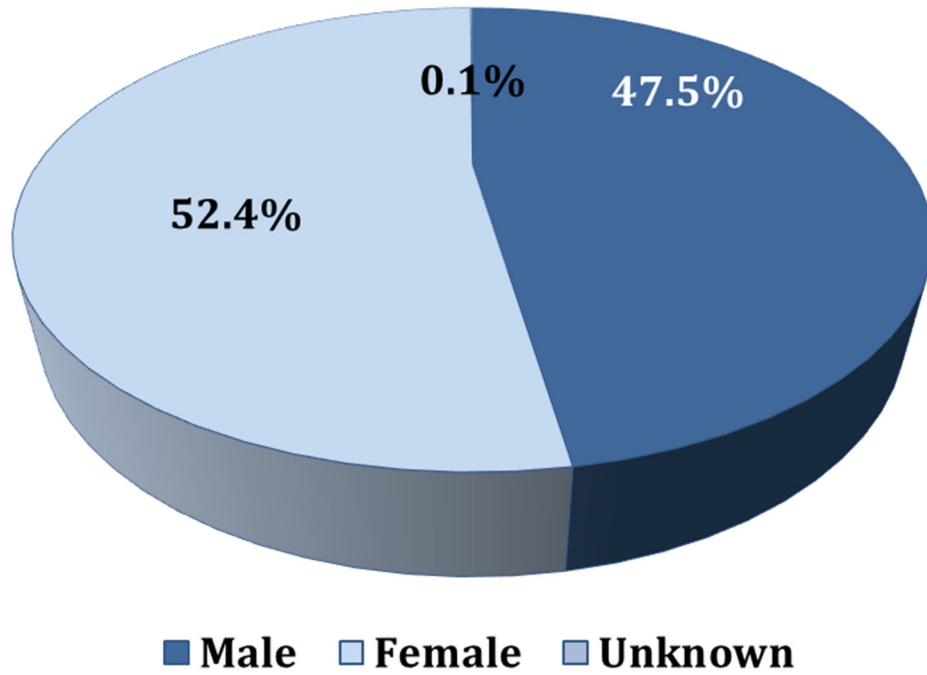
Many patients had more than one qualifying medical condition.

# Appendices



# Appendix 1

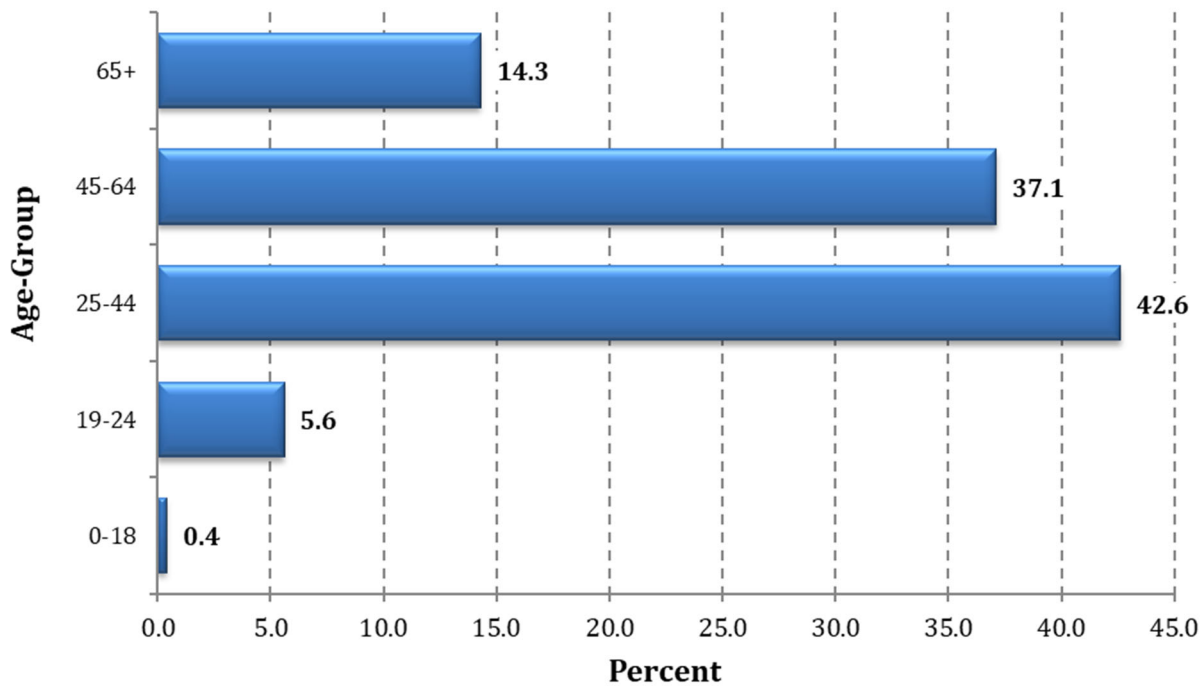
Percent of Approved Patients with Medical Marijuana Registry ID Card by Gender, Arkansas, FY 2021



Counts and Percentages by Gender		
Gender	Count	Percent
Male	35,978	47.5
Female	39,638	52.4
Unknown	88	0.1
Total	75,704	100.0

## Appendix 2

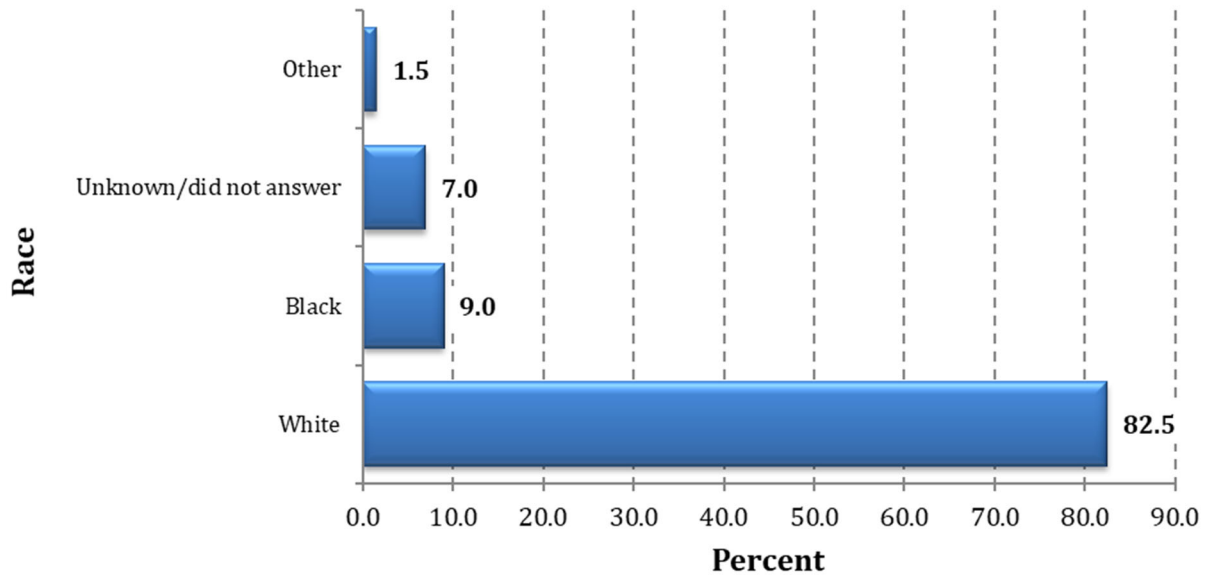
Percent of Approved Patients with Medical Marijuana Registry ID Card by Age-Group, Arkansas, FY 2021



Counts and Percentages by Age-Group		
Age-Group	Count	Percent
0 to 18 years	282	0.4
19 to 24 years	4,212	5.6
25 to 44 years	32,224	42.6
45 to 64 years	28,141	37.1
≥65 years	10,845	14.3
<b>Total</b>	<b>75,704</b>	<b>100</b>

## Appendix 3

Percent of Approved Patients with Medical Marijuana Registry ID Card by Race/Ethnicity, Arkansas, FY 2021



Counts and Percentages by Race		
Race	Count	Percent
White	62,455	82.5
Black	6,807	9.0
Unknown/did not answer	5,302	7.0
Other	1,140	1.5
<b>Total</b>	<b>75,704</b>	<b>100</b>

*Note: The "Other" Race category consists of Alaskan or American Indian and Asian or Pacific Islanders.*



## Appendix 4

Number of Approved Patients with Medical Marijuana Registry ID Card by County, Arkansas, FY 2021

County	Count	County	Count
Arkansas	284	Lee	57
Ashley	348	Lincoln	151
Baxter	1,878	Little River	227
Benton	9,110	Logan	459
Boone	1,078	Lonoke	1,811
Bradley	105	Madison	482
Calhoun	64	Marion	629
Carroll	799	Miller	648
Chicot	108	Mississippi	496
Clark	347	Monroe	102
Clay	258	Montgomery	191
Cleburne	925	Nevada	118
Cleveland	137	Newton	243
Columbia	245	Ouachita	380
Conway	547	Perry	293
Craighead	2,491	Phillips	236
Crawford	1,661	Pike	230
Crittenden	904	Poinsett	529
Cross	264	Polk	461
Dallas	79	Pope	1,423
Desha	220	Prairie	110
Drew	279	Pulaski	9,424
Faulkner	3,144	Randolph	417
Franklin	372	St. Francis	251
Fulton	624	Saline	2,821
Garland	3,830	Scott	177
Grant	426	Searcy	280
Greene	1,178	Sebastian	2,939
Hempstead	218	Sevier	242
Hot Spring	780	Sharp	739
Howard	162	Stone	584
Independence	760	Union	750
Izard	538	Van Buren	598
Jackson	230	Washington	8,423
Jefferson	1,105	White	1,509
Johnson	710	Woodruff	95
Lafayette	94	Yell	376
Lawrence	422	<b>State</b>	<b>75,704*</b>

\*79 patient applications did not provide county information

Source: Medical Marijuana Program, Arkansas Department of Health

## Resources

1. Medical Marijuana Program, Arkansas Department: <https://www.healthy.arkansas.gov/programs-services/topics/medical-marijuana>
2. Medical Marijuana, Alcoholic Beverage Control and Arkansas Medical Marijuana Commission: <https://www.dfa.arkansas.gov/medical-marijuana-commission/>

\*Note: This report was revised to correct data selection errors, lowering total patient totals from the original.

## **Contact Information**

Media:

Arkansas Department of Health  
Office of Health Communications  
[adh.communications@arkansas.gov](mailto:adh.communications@arkansas.gov)

Application, Cultivator and Dispensary Questions:

Alcoholic Beverage Control  
Medical Marijuana Commission  
<https://www.dfa.arkansas.gov/medical-marijuana-commission/>