

Email: asbn.info@arkansas.gov

Website: www.arsbn.org

ARKANSAS STATE BOARD OF NURSING



ANNUAL REPORT

July 1, 2020 – June 30, 2021

CONTENTS

From the Director	2
Legislative Mandate.....	3
Board Members.....	4
Board Staff	5
Committees.....	6
Budget	7
Faith A. Fields Nursing Scholarship/Loan	14
Discipline.....	16
Alternative to Discipline Program.....	18
Licensure.....	20
Advanced Practice.....	20
Licensure by Examination	21
Licensure by Endorsement.....	21
Temporary Permits.....	21
Renewals	22
Retired Licenses	22
Military Expedited Licenses	22
Criminal Background Checks.....	22
Education	23
Continuing Education Presentations	23
Education Programs	23
Licensing Examination Data	31
Nurses Licensed in Arkansas.....	34
Statistics.....	35
Certified Nurse Midwives	35
Certified Nurse Practitioners.....	37
Certified Registered Nurse Anesthetists	45
Clinical Nurse Specialists.....	50
Licensed Practical Nurses.....	54
Licensed Psychiatric Technician Nurses	62
Medication Assistant – Certified	64
Registered Nurses	65
Registered Nurse Practitioners	73



ANNUAL REPORT

Arkansas State Board of Nursing
Annual Report FY21

From the Director



It is with great pleasure that I present to you the Arkansas State Board of Nursing's 2021 Annual Report. This report reflects the Board of Nursing's activity from July 1, 2020 through June 30, 2021.

The mission of the Board of Nursing is to protect the public and act as their advocate by effectively regulating the practice of nursing. The Arkansas State Board of Nursing is composed of 13 board members. In accordance with state statutes, there are seven registered nurses (RNs) on the board. Of these seven RNs, two are advanced practice registered nurses with at least one of them holding prescriptive authority; one has (as their highest educational preparation) a diploma, two have an associate degree and two have a baccalaureate or higher degree in nursing. There are three licensed practical or licensed psychiatric technician nurses and two consumers, one of which represents the elderly population. One additional at-large member is a licensed registered nurse or licensed practical nurse. One registered nurse must be an educator.

The agency consists of an administrative staff of 29 hard-working and dedicated individuals.

The Board is involved in nursing regulation on the local, state and national levels in order to address the ever-changing needs of the citizens of Arkansas. The annual report reflects the myriad of activities conducted by the Board and its staff in their commitment of fulfilling the mission of public protection. As you review this information, I hope you find the report informative and useful.

A handwritten signature in black ink that reads "Sue A. Tedford".

**Sue A. Tedford, MNSc, APRN
ASBN Director**

Annual Report

The Annual Report of the Arkansas State Board of Nursing is prepared and distributed in accordance with the *Nurse Practice Act* of the State of Arkansas, Arkansas Code Annotated § 17-87-203 (4). It contains information regarding the Board's activities, as well as information about nurses licensed by the Arkansas State Board of Nursing, organized by licensure type and county of residence. Data on the supply and distribution of nurses licensed is included in Appendix A of this report. This data is obtained from responses during license renewal.

Legislative Mandate

The Arkansas State Board of Nursing has a legislative mandate to protect the public by assuring that any person practicing nursing is qualified to do so. The law governing the Board of Nursing is covered under the *Nurse Practice Act* (NPA) of the State of Arkansas (reprinted from Arkansas Code Annotated § 17-87-101 – § 17-87-711). In keeping with the power and responsibilities in the NPA, the Board:

- Maintains an office for the administration of its business and employs personnel necessary for carrying out its functions; examines, licenses, and renews licenses or certificates of duly qualified applicants for nursing licensure and medication assistant certification.
- Prescribes minimum standards, approves curricula, surveys, and approves educational programs preparing nurses for nursing licensure and medication assistant certification.
- Promulgates rules necessary for the implementation of the NPA and submits these to the Arkansas legislative bodies for review.
- Develops and recommends role levels of technical classes of nursing service and practice to state and federal health agencies and to public and private administrative bodies.
- Conducts disciplinary proceedings and causes prosecution of persons violating the NPA; and
- Grants certificates of prescriptive authority to qualified advanced practice registered nurses.

Mission Statement

The mission of the Arkansas State Board of Nursing is to protect the public and act as their advocate by effectively regulating the practice of nursing.

BOARD MEMBERS

The Board of Nursing is composed of thirteen Board Members appointed by the Governor:

- | | |
|---|---|
| <ul style="list-style-type: none"> ▪ Seven registered nurses <ul style="list-style-type: none"> ○ One advanced practice with prescriptive authority ○ One advanced practice ○ One Diploma School graduate ○ Two associate degree graduates ○ Two baccalaureate degree or post-baccalaureate degree graduates | <ul style="list-style-type: none"> ▪ Three licensed practical nurses or licensed psychiatric technician nurses ▪ One additional at-large member who is a licensed registered nurse or licensed practical nurse ▪ One consumer member ▪ One representative of the older population |
|---|---|

One registered nurse must be an educator

BOARD APPOINTEES FOR FISCAL YEAR 2020-2021

(Term expires October 1 of the year listed)

BURDINE , Michael, RN, Springdale <i>(associate degree)</i>	2019	HOUSH , Ramonda, APRN, Pocahontas <i>(advanced practice registered nurse)</i>	2023
DYCUS , Neldia, RN, Cabot <i>(diploma)</i>	2021	IVERS , Janice, RN, Jessieville <i>(BSN or higher)</i>	2020
FULTZ , Jasper, LPN, Augusta <i>(licensed practical nurse)</i>	2023	LINDOW , Lance, RN, Benton <i>(associate)</i>	2021
GARNER , Melanie, LPN, Fort Smith <i>(licensed practical nurse)</i>	2020	SIMS , Rachel, RN, Cammack Village <i>(registered nurse)</i>	2021
GREEN , Yolanda, LPN, North Little Rock <i>(licensed practical nurse)</i>	2021	Vacant position <i>(consumer representative)</i>	
HIPP , Stacie, APRN, Pine Bluff <i>(BSN or higher)</i>	2020	Vacant position <i>(representative of the older population)</i>	
		Vacant position <i>(advanced practice registered nurse with prescriptive authority)</i>	

BOARD OFFICERS 2020-2021

PRESIDENT – Lance Lindow, RN
SECRETARY – Stacie Hipp, APRN

VICE PRESIDENT – Yolanda Green, LPN
TREASURER – Janice Ivers, RN

BOARD STAFF

ADMINISTRATION

Sue A. Tedford, MNSc, APRN
ASBN Director

Leslie Suggs
Executive Assistant to the Director

ACCOUNTING

Darla Erickson, CPA
Administrative Services Manager

Andrea McCuien
Administrative Specialist II

ADVANCED PRACTICE

Shannon McKinney, DNP, APRN, WHNP-BC
ASBN Assistant Director

Ellen Harwell
Licensing Coordinator

ALTERNATIVE TO DISCIPLINE

Tonya Gierke, JD, BSN, RN
ASBN Assistant Director – ArNAP

DISCIPLINE & PRACTICE

Lisa Wooten, MPH, BSN, RN
ASBN Assistant Director

Mindy Darner
Legal Support Specialist

Kelly Doppleshammer
Legal Support Specialist

Corrie Edge
Administrative Analyst

Debra Fletcher
Legal Support Specialist

Lisa Mendenhall
Legal Support Specialist

Aaron Singleton
Regulatory Board Chief Investigator

INFORMATION TECHNOLOGY

LouAnn Walker
Public Information Coordinator

Albert Williams
Information Systems Coordinator

Susan Moore
Computer Operator

EDUCATION & LICENSING

Karen McCumpsey, MNSc, RN, CNE
ASBN Assistant Director

Tammy Vaughn, MSN, RN, CNE
ASBN Program Coordinator

Carla Davis
Licensing Coordinator

Lori Gephardt
Licensing Coordinator

Shannon Nixon
Licensing Coordinator

Tra’Vonda Tate
Licensing Coordinator

Markeisha Rotimi
Licensing Coordinator

LEGAL

David Dawson, JD
General Counsel

Ashley Fisher, JD
Attorney Specialist

COMMITTEES

Administrative

The Administrative Committee serves in an advisory capacity and makes recommendations to the full Board which align with the Board's mission of public protection. The committee provides oversight on administrative matters and is responsible for providing direction of the agency. Some of the activities conducted by the committee include developing and revising agency policies, addressing legislative issues, evaluating the strategic plan, and providing guidance to staff on various administrative functions. The committee chairperson is Stacie Hipp, APRN.

Education

The Nursing Education Committee reviews nursing education issues and standards for the purpose of making recommendations to the Board. The committee proposes guidelines for use in implementing the *Rules* regarding nursing education programs, reviews new and established nursing education programs and addresses current nursing education issues and trends. During FY2021, the Education Committee reviewed and approved fourteen existing nursing programs and gave approval to Arkansas' first Master's Entry into Professional Nursing program. The chairperson is Ramonda Housh, APRN.

Practice

The ASBN Practice Committee reviews and researches best practices for current issues in nursing practice and recommends official positions or other actions to the full Board. The Committee monitors open investigations for trends in length of time the case is open and makes recommendations to the Board. The Practice Committee addresses other issues as assigned by the Board President. The Committee developed and the Board adopted Position Statement 21-1, Role of the Licensed Nurse in the Practice of Aesthetics. Neldia Dycus, RN is the committee chair.

Finance

The ASBN Finance Committee is a group of designated board members who provide recommendations to the full board. Board members are responsible for the oversight of ASBN, so the Finance Committee is charged with the review of ASBN's financial information. Janice Ivers, RN, is chairperson. The financial information reviewed by the Finance Committee includes, but is not limited to, the following:

- Financial Statements
- Financial Documents provided by the AR Department of Health
- Reconciliations of Financial Statements to AASIS
- Accounting policies
- Authorizations of board member attendees for travel (i.e., Mid-Year, Annual NCSBN Meetings)
- ACFR Reports
- Signs of Financial Difficulty Reminders
- Biennial Budget
- Annual Operations Plan
- Audit Review
- Control Self-Assessment Review
- Nursing Student Loan Program
- Any other finance related issues or documents
- Strategic Plan – Finance Related items

Prescriptive Authority

The Prescriptive Authority Committee functions in an advisory capacity to assist the Board with oversight and implementation of the provisions regarding prescriptive authority. The committee is composed of six members appointed by the Board and approved by the governor. Four members are APRNs with at least three members holding certificates of prescriptive authority and active DEA numbers. One member is a licensed physician who has been involved in a collaborative practice agreement with an APRN for at least five years. One member is a licensed pharmacist who has been licensed at least five years.

BUDGET

The ADH-Arkansas State Board of Nursing does not receive appropriations of general revenue from the state. Nurse licensure fees constitute the agency's primary financial support. The FY 2021 total revenue was \$3,830,628.77. Expenses for the fiscal year totaled \$3,208,861.20. Total revenue and expenses include Board of Nursing operating fund, nursing student loan fund, continuing education workshop fund, grant fund, and criminal background check fund.

The Board is required to pay 1.5 percent of revenue fees to the Treasury of the State of Arkansas. These funds are credited to the State's General Fund for appropriation to various other agencies and services of state government. The Board paid \$56,346.96 to the General Fund for FY 2021. The financial statements and graphs on the following pages reflect the breakdown of revenue and expenses for the fiscal year 2021.

The Nursing Student Loan fund titled the Faith A. Fields Nursing Scholarship Loan is a separate fund used only for the purpose of providing loan/scholarships to nursing students and nurse educator students. The program is funded by donations that are deposited into the designated fund. From these funds, nursing students are awarded loans that can become scholarships if they work in the state of Arkansas after graduation and licensure. In addition to the current recipient selections, beginning in the Fall of 2017, each year two recipients are selected to receive the Faith A. Fields Scholarship Loan in honor of the memory of Jill Hasley, the ASBN Program Coordinator in the Advance Practice Department from June 25, 2011, until her death on July 30, 2016.

The Continuing Education fund is also a separate fund that allows the Board of Nursing to collect registration fees for the educational workshops provided by the Board of Nursing. The designated funds from the registration fees are used to offset the costs associated with providing this service.

The Criminal Background Check fund is a separate cash fund the Board used to collect and submit payments for the federal and state criminal background checks for applicants. This fund was established to allow ASBN to run the background checks online. Online processing shortens the time to receive the results and speeds the application process. ASBN still receives the results of the Criminal Records Checks but is no longer involved in the collection of the fees or in the forwarding of the payments to the appropriate vendor. This is now a direct process.

The Grant fund is a special revenue fund established in FY2018 to comply with Act 521 of 2017. This allows ASBN to provide a grant to the Arkansas Center for Nursing.

The ending balance in the SBN0100 (Operating) fund as of June 30, 2021, was \$6,546,423.96. The balance in the NNB0000 (Continuing Education Workshop) Fund was \$673.44. The balance in the NNB0200 (Nursing Loan) Fund was \$67,836.74. The balance in the NNB0100 (Criminal Background Check) Fund was \$4,104.72. The balance in the SBN0200 (Grant) Fund was \$27,108.26.

BUDGET

Arkansas State Board of Nursing Annual Report FY21

ARKANSAS STATE BOARD OF NURSING PROFIT & LOSS ALL FUNDS JULY 1, 2020 – JUNE 30, 2021

INCOME	Appl/Endorsements	123,730.00
	Bldg Lease Income	7,700.40
	CBC Income	29.70
	CE Income	4.89
	Certifications	1,530.00
	Corp Nursing Registrations	325.00
	Exam Fees & Scope of Practice	229,000.00
	Inter-Agency Grant Transfer-In	167,813.40
	License & Permit	3,054,760.00
	M&R Transfer In	26.25
	Misc Income-Rosters/Rebates	18,101.23
	NSL Income	931.81
	Penalties/Civil Fines	56,827.74
	Refund	733.35
	Reinst Fees/Late Penalty	119,945.00
	Temporary License	49,170.00
	Total Income	3,830,628.77
Cost of Goods Sold (COGS)		
	Special Revenue Fee	56,346.96
Total COGS		56,346.96
Gross Profit		3,774,281.81
EXPENSE	Advertising	200.69
	Automobile Expense	234.17
	Board Member Expense	8,013.58
	Dues and Subscriptions	3,022.17
	Employee Benefits	156,600.00
	Equipment Rental	13,309.37
	Food Purchase	4,478.95
	Grant Expense	145,891.74
	Insurance	3,175.90
	Investigations	220,252.12
	Licenses and Permits	1,089.90
	Low Value Asset Purchase	17,052.51
	Marketing & Redistribution	47.95
	Inter-Agency Grant Transfer Out	167,813.40
	Nursing Student Loan Payment	48,600.00
	Office Supplies	17,394.61
	Payroll-Matching	344,623.80
	Payroll Expenses	1,512,419.77
	Postage and Delivery	334.65
	Printing and Reproduction	18,240.32
	Process Servers	1,614.25
	Professional Fees	78,701.40
	Refunds	104,707.30
	Rent-Building	231,497.70
	Repairs	5,511.65
	Software	47,885.28
	Supplies	3,315.31
	Telephone/Communications	47,099.82
	Travel-Staff	5,436.33
	Travel - Other	159.60
	Utilities	136.96
	Total Expense	3,208,861.20
Net Income		565,420.61

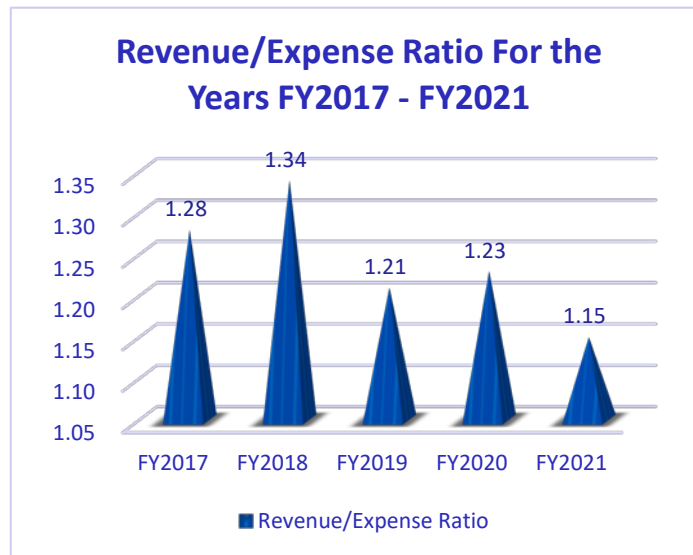
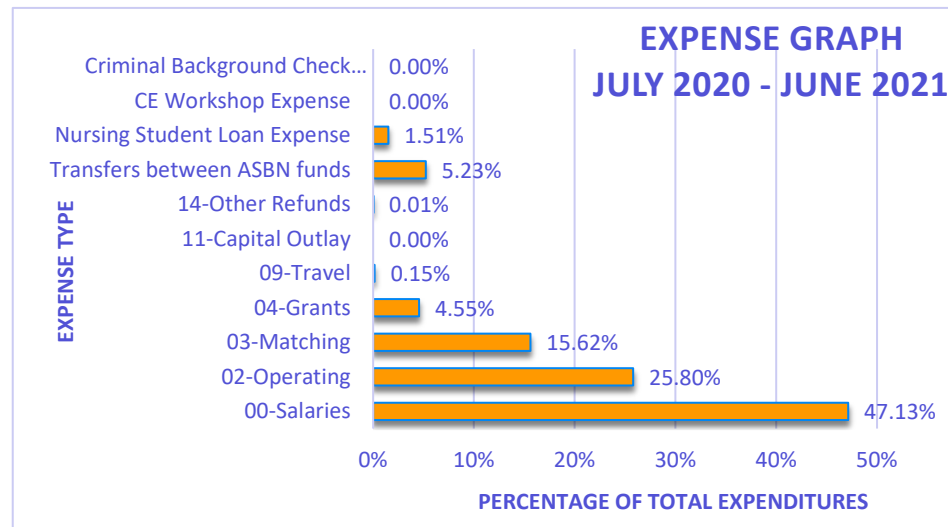
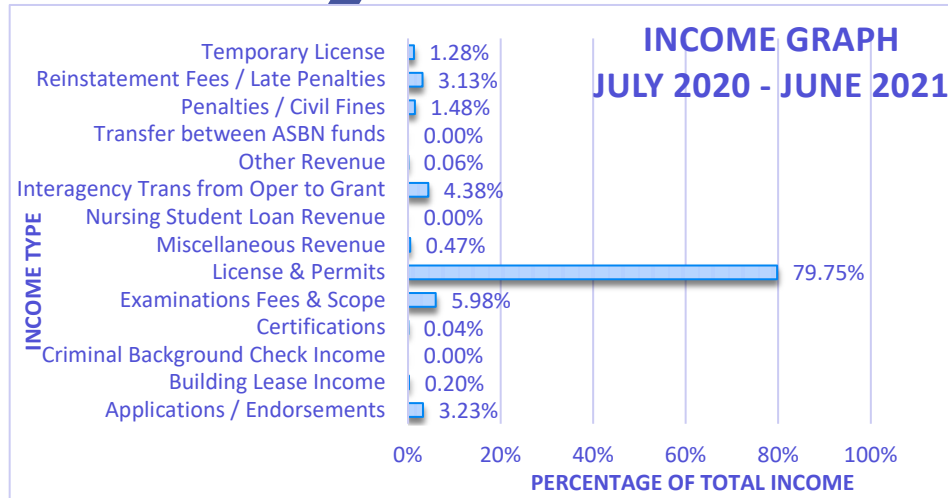
BUDGET

ARKANSAS STATE BOARD OF NURSING OPERATING FUND JULY 1, 2020 – JUNE 30, 2021		
INCOME	Appl/Endorsements	123,730.00
	Bldg Lease Income	7,700.40
	Certifications	1,530.00
	Corp Nursing Registrations	325.00
	Exam Fees & Scope of Practice	229,000.00
	License & Permit	3,054,760.00
	M&R Transfer In	26.25
	Misc Income-Rosters/Rebates	18,101.23
	NSL Income	931.81
	Penalties/Civil Fines	56,827.74
	Refund	733.35
	Reinst Fees/Late Penalty	119,945.00
	Temporary License	49,170.00
	Total Income	3,661,848.97
Cost of Goods Sold (COGS)		
	Special Revenue Fee	56,346.96
Total COGS		56,346.96
Gross Profit		3,605,502.01
EXPENSE	Advertising	200.69
	Automobile Expense	234.17
	Board Member Expense	8,013.58
	Dues and Subscriptions	3,022.17
	Employee Benefits	156,600.00
	Equipment Rental	13,309.37
	Food Purchase	4,478.95
	Insurance	3,175.90
	Investigations	220,252.12
	Licenses and Permits	1,089.90
	Low Value Asset Purchase	17,052.51
	Marketing & Redistribution	47.95
	Inter-Agency Grant Transfer Out	167,813.40
	Office Supplies	17,394.61
	Payroll-Matching	344,623.80
	Payroll Expenses	1,512,419.77
	Postage and Delivery	334.65
	Printing and Reproduction	18,240.32
	Process Servers	1,614.25
	Professional Fees	78,701.40
	Refunds	104,707.30
	Rent-Building	231,497.70
	Repairs	5,511.65
	Software	47,885.28
	Supplies	3,315.31
	Telephone/Communications	47,099.82
	Travel-Staff	5,436.33
	Travel - Other	159.60
	Utilities	136.96
	Total Expense	3,014,369.46
Net Income		591,132.55

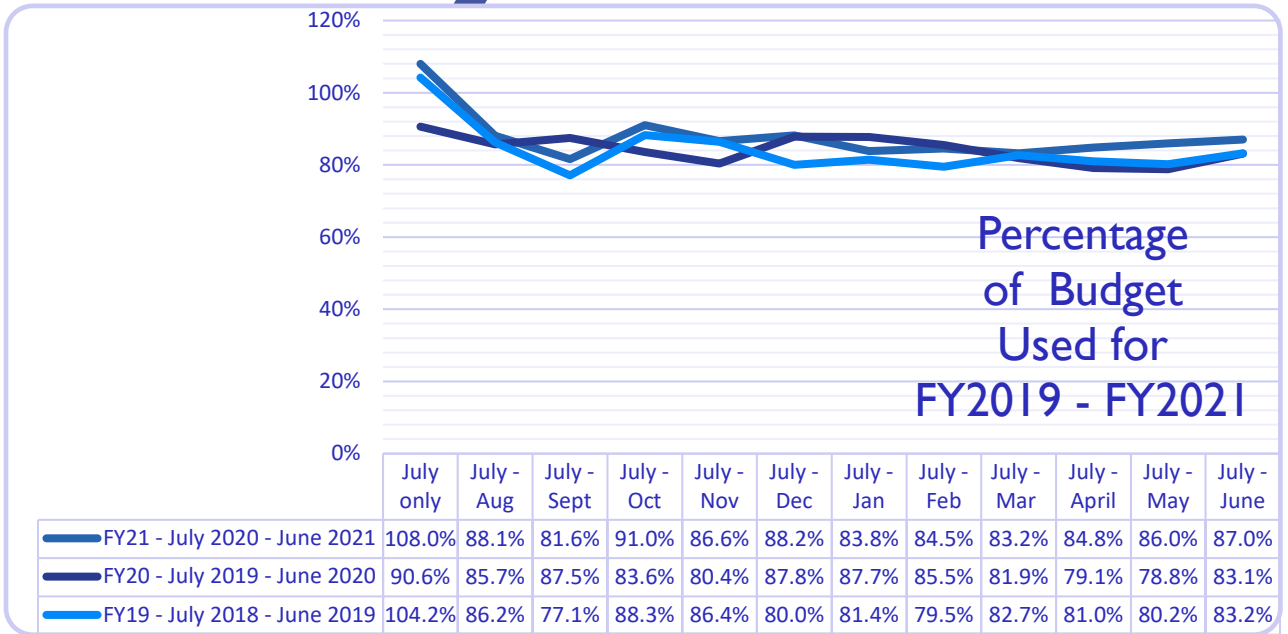
BUDGET

ARKANSAS STATE BOARD OF NURSING CONTINUING EDUCATION FUND JULY 1, 2020 – JUNE 30, 2021		
INCOME		
	CE Int Income	4.89
Gross Profit	Total CE Income	4.89
	Total Expense	0.00
Net Income		4.89
ARKANSAS STATE BOARD OF NURSING CRIMINAL BACKGROUND CHECK FUND JULY 1, 2020 – JUNE 30, 2021		
INCOME		
	CBC Interest Income	29.70
Gross Profit	Total CBC Income	29.70
	Total Expense	0.00
Net Income		29.70
ARKANSAS STATE BOARD OF NURSING NURSING STUDENT LOAN FUND JULY 1, 2020 – JUNE 30, 2021		
INCOME		
	Interest Income on Loans	210.00
	Interest Income from NNB0200	721.81
Gross Profit	Total NSL Income	931.81
	Total Expense	931.81
EXPENSE		
	Nursing Student Loan Payment	48,600.00
Net Income	Total Expense	48,600.00
		-47,668.19
ARKANSAS STATE BOARD OF NURSING GRANT FUND JULY 1, 2020 – JUNE 30, 2021		
INCOME		
	Inter-Agency Grant Transfer	167,813.40
Gross Profit	Total Income	167,813.40
	Total Expense	145,891.74
EXPENSE		
	Grant Expense	145,891.74
Net Income		21,921.66

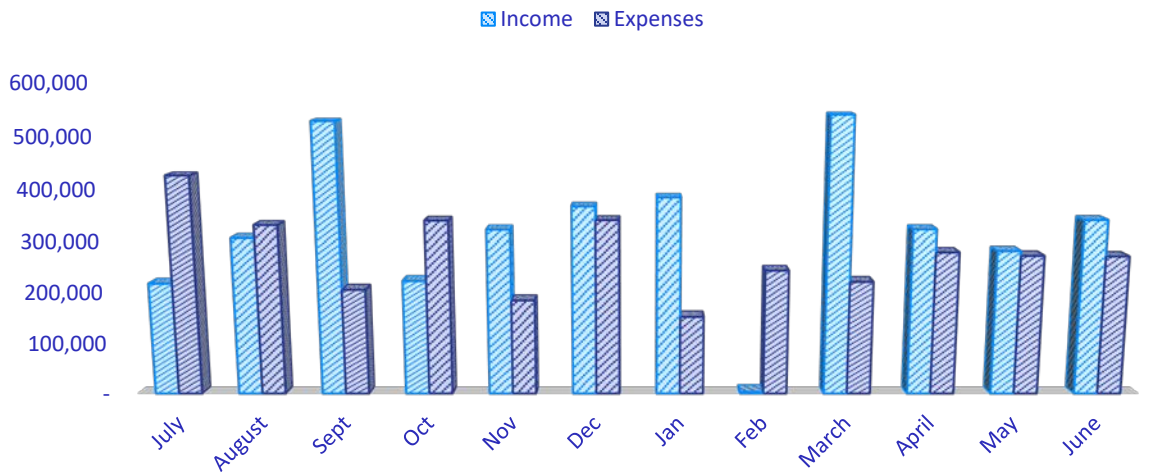
BUDGET



BUDGET



INCOME AND EXPENSE BY MONTH (SBN OPERATING FUND, CE WORKSHOP FUND, NS LOAN FUND, GRANT FUND & CBC FUND) JULY 2020 - JUNE 2021



	July	August	Sept	Oct	Nov	Dec	Jan	Feb	March	April	May	June
Income	218,013	305,608	527,093	223,291	321,858	366,089	383,173	2,950.6	538,935	322,230	281,251	340,131
Expenses	424,899	330,568	206,042	339,003	185,040	339,931	152,727	243,497	221,587	278,783	272,215	270,911

BUDGET

Fee Chart for FY2021 (as of 7/1/2020)

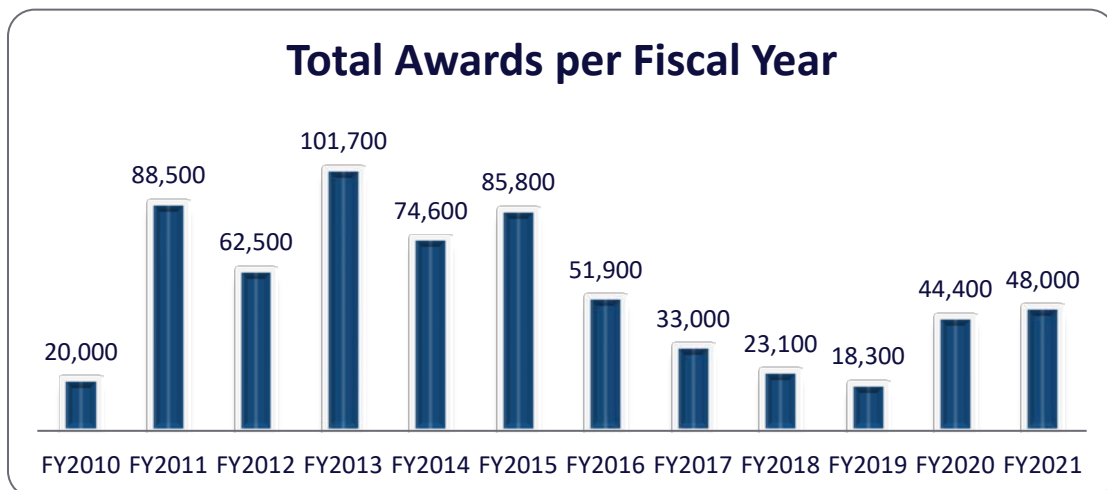
Description	Fees
Licensure by Examination Application – RN & LPN	\$100.00
Medication Assistant – Certified Examination	\$35.00
International Nurse Application	\$200.00
Inactive Licensure Reinstatement (<i>plus license renewal</i>)	\$10.00
Lapsed Licensure Reinstatement (<i>late penalty</i>)	\$100.00
Lapsed Certification Reinstatement (<i>late penalty</i>)	\$50.00
CE Late Fee	Varies
Certification to another state (RN, LPN & LPTN provided for jurisdictions outside the USA) (APRN, RNP & MA-C provided for all jurisdictions)	\$30.00
CRNA Corporation Registration	\$25.00
Licensure by Endorsement Application – LPTN	\$100.00
Licensure by Endorsement Application – APRN, RN & LPN	\$125.00
Medication Assistant – Certified Endorsement	\$65.00
Fines – assessed by ASBN	Varies
Temporary Permit Application	\$30.00
Advanced Practice Application	\$125.00
Prescriptive Authority Application	\$160.00
Certified Copy of Records	\$20.00
Renewal License – RN	\$100.00
Renewal License – LPN & LPTN	\$90.00
Renewal License – RNP (must also hold a valid RN license)	\$40.00
Renewal License – CRNA, CNM, CNP, CNS (must also hold a valid RN license)	\$65.00
Medication Assistant – Certified Renewal	\$40.00
CRNA Corporation Renewal	\$10.00
Continuing Education Workshop Registration	\$45.00
State Criminal Background Check Fee (INA collects fee and sends to the appropriate agency)	\$22.00
Federal Criminal Background Check Fee (INA collects fee and sends to the appropriate agency)	\$14.25
Criminal Records Review – (Pre-Licensure waiver determination)	\$75.00
CE Approval Request	\$10.00
Returned Check Fee	\$30.00
Rosters, RN, LPN, LPTN, RNP, APRN (ASBN receives \$100.00 / \$100.00 to INA)	\$100.00
Visa Screening	\$30.00

FAITH A. FIELDS NURSING SCHOLARSHIP LOAN

The ASBN nursing student loan program was established in 2003 and legislatively revised by Act 9 in 2009. The purpose of the program is to provide funding for individuals attending a nursing program which will lead to licensure as a nurse or provide a higher degree in nursing. The goal is to increase the number of nurses in practice settings and faculty in nursing education programs. Representative Tracy Pennartz, the sponsor of the 2009 legislation supported nursing education and requested emphasis be placed on nurses desiring to teach in an Arkansas nursing education program.

Applicants apply for one of two types of scholarship/loan. Applicants entering a nursing program which leads to initial licensure as a nurse or who desire to remain in the practice setting apply for the Practice Loan. Applicants who are already a nurse and currently teach or plan to teach in a nursing program apply for the Educator Loan. Recipients of either loan type may have their loans converted to scholarships according to the terms of the loan. Recipients of the Practice Loan must practice full-time as a nurse in an Arkansas facility one year for each year of the loan and the Educator Loan recipients must teach full-time in an Arkansas nursing program one year for each year of the loan.

In 2021, the amount appropriated for each fiscal year was increased from \$50,000 to \$100,000. The table below demonstrates the amount disbursed for scholarship awards by fiscal year.

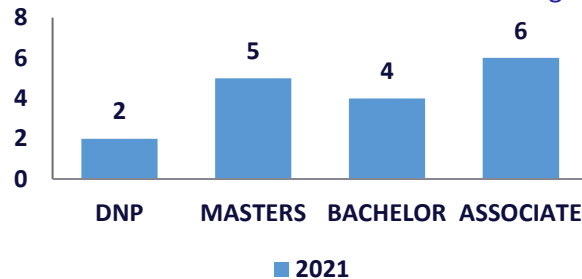


Since 2010, most loans have been made to individuals living in Pulaski County (34%) with Washington County following at 15%. The diagram displays the counties in which recipients from FY2021 reside.

FAITH A. FIELDS NURSING SCHOLARSHIP LOAN

Educational Programs

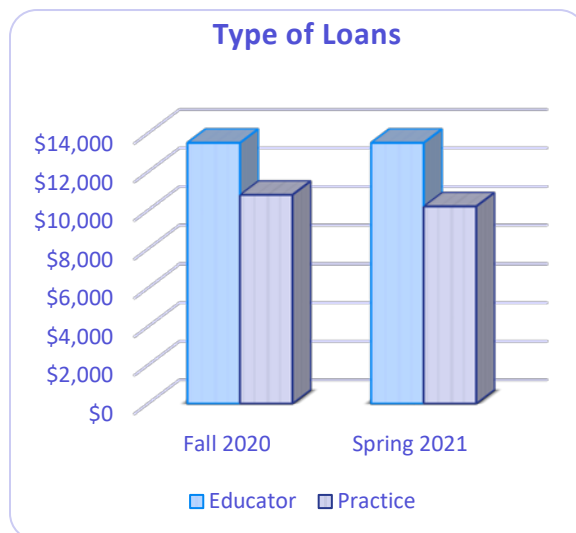
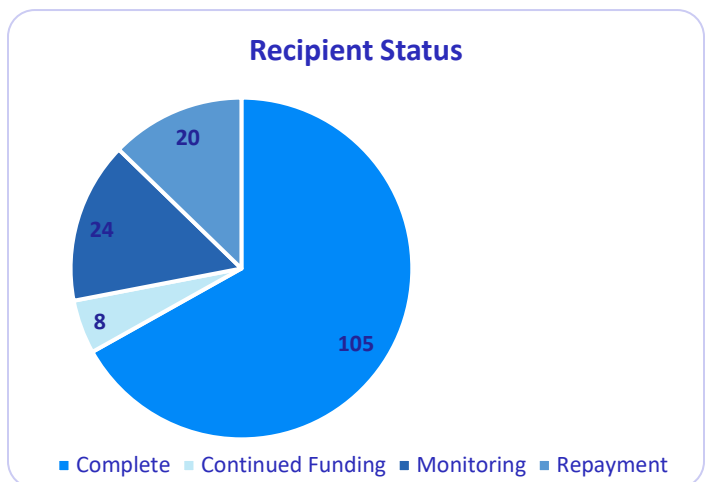
Nursing education programs attended by the seventeen individual recipients of fiscal year 2021 were from a variety of educational levels. The table below indicates the breakdown of nursing educational programs attended by recipients.



Loan Recipient Status

Each recipient has a nine-month grace period following graduation to allow time to secure a nursing position that meets their contract requirements. During this time and while completing their work requirements they are placed in monitoring status.

Since 2010, 157 individuals have received a scholarship/loan from the Faith A. Fields Scholarship. As noted in the table, 105 recipients have completed the terms of their scholarship by practicing/teaching in Arkansas or repaying their scholarship funding. Eight recipients will continue receiving scholarship money for the upcoming fiscal year. Twenty-four recipients are being monitored for compliance with the terms of the loan and 20 are in collections for repayment of the loan due to failure to fulfill the terms of the contract. Loan recipients who fail to complete the nursing program or graduate and do not comply with the terms of the loan (fail to practice or teach in an Arkansas institution) are placed into repayment status.



Number and Types of Loans

Recipients of the educator loan receive up to \$3,000/semester and recipients of the practice loan receive up to \$1,200/semester. A total of 33 loans were granted during the reporting period totaling \$48,000. For the fall 2020 semester, seven educator loans and ten practice loans were disbursed. The loans awarded for the following spring semester (2021) consisted of a continued funding of seven educator loans and nine practice loans. The table depicts the amount of funding allocated for the two loan types during the fiscal year.

DISCIPLINE

The Arkansas *Nurse Practice Act (NPA)* and its *Rules* provide that the Board may deny, suspend, revoke, limit or otherwise discipline any license or privilege to practice nursing or certificate of prescriptive authority issued by the Board or applied for in accordance with the provisions to discipline a licensee upon proof that the person:

- (1) Is guilty of fraud or deceit in procuring or attempting to procure a license to practice nursing or is engaged in the practice of nursing without a valid license;
- (2) Is guilty of a crime or gross immorality;
- (3) Is unfit or incompetent by reason of negligence, habits, or other causes;
- (4) Is habitually intemperate or is addicted to the use of habit-forming drugs;
- (5) Is mentally incompetent;
- (6) Is guilty of unprofessional conduct;
- (7) Has had a license, privilege to practice, certificate, or registration revoked, suspended, or placed on probation or under disciplinary order in any jurisdiction;
- (8) Has voluntarily surrendered a license, privilege to practice, certification, or registration and has not been reinstated in any jurisdiction; or
- (9) Has willfully or repeatedly violated any of the provisions of any chapter of the Arkansas *NPA*.

An individual is not eligible to receive or hold a license if that individual has pleaded guilty or nolo contendere to or been found guilty of any offense listed in § 17-3-102(a) unless the persons requests and the Board grants a waiver pursuant to in § 17-3-102(b).

Investigations of inquiries and reports are completed by Board staff, legal counsel, contract investigators or other governmental agencies. During its investigations, the staff has continued to emphasize the Board's commitment to the due process afforded each licensee under the provisions of the *NPA* and the Administrative Procedures Act, as well as the Board's charge to protect the public.

During the reporting period, 1, 402 complaints were received, 1,089 cases were assigned to an investigator and 1,157 cases were closed.

BOARD DISCIPLINARY ACTIONS									
July 1, 2020 – June 30, 2021									
ACTION	PN	RN	APP	RNP	APRN	CNM	CRNA	PAC	TOTAL
Suspension	17	18	0	0	2	0	0	1	38
Revocation	0	1	0	0	0	0	0	0	1
Probation	26	49	0	0	6	0	0	2	83
Letter of Reprimand	20	39	0	0	8	1	3	0	71
Voluntary Surrender	29	39	0	0	2	0	0	1	71
Prescriptive Authority Disciplined	0	0	0	0	2	0	0	4	4
Cease & Desist Issued	4	1	0	0	0	0	0	0	5
TOTAL	96	147	0	0	18	1	3	4	273
NONDISCIPLINARY ACTION									
Letter of Warning	8	38	0	0	13	0	0	0	59
Reinstatements	5	5	0	0	0	0	0	1	11
Probation Removed	30	50	0	0	3	0	2	0	85
Nonpayment of Child Support Suspension	1	0	0	0	0	0	0	0	1
Imposters Investigated	2	3	0	0	0	0	0	0	5
TOTAL	46	96	0	0	16	0	2	1	161
FORMAL AND INFORMAL HEARINGS									
Administrative Hearings	23	26	1	1	1	0	0	1	53
Consent Agreements	25	47	10	0	1	1	1	2	87
TOTAL	48	73	11	1	2	1	1	3	140
OVERALL TOTAL	190	316	11	1	36	2	6	8	574
TOTAL FINES ASSESSED									\$188,385.00
Assessments from APRNS									\$3,300.00
Assessments from RNs									\$103,013.00
Assessments from LPNs									\$82,072.00
TOTAL FINES COLLECTED									\$56,236.74
CE Late Fees Collected									\$0.00

Disciplinary Actions by the Board of Nursing

Complaint received

Reviewed by Board Staff	Request a formal investigation
	Gathers additional information
	Determines no additional information is needed
General Counsel reviews complaints and investigative information	Determines charges of violation of <i>Nurse Practice Act</i>
	Determines whether disciplinary action should be pursued

If disciplinary action is pursued, this can be accomplished in one of three ways:

Letter of Reprimand	The Board issues a reprimand on the license of the nurse. Licensee may be required to complete stipulations, such as educational courses, to satisfy the terms of the Letter of Reprimand within a certain time frame. Failure to comply may result in suspension until the terms are met.
Consent Agreement	The Board staff determines the violations and proposed stipulations. Board attorney draws up a legally binding agreement. The licensee receives a copy of the agreement, agrees to the terms, including waiving their right to a hearing before the Board, signs the agreement and returns to Board office. (If the licensee declines to sign the agreement, the Disciplinary Hearing process begins.) Board President signs the agreement following a majority approval by the Board.
Disciplinary Hearing	The General Counsel files formal charges. This may be done initially or after the licensee declines a Consent Agreement. Disciplinary Hearing is held – If the Board finds that the conduct which was charged did not occur or that the conduct which did occur is not a violation of the <i>Nurse Practice Act</i> , the case is dismissed and no further action is taken. <i>OR</i> If the Board finds the nurse violated the <i>Nurse Practice Act</i> : Disciplinary Order – The Board issues an Order setting forth the discipline. This Order becomes effective the day it is signed. Appeal – The licensee may appeal this decision to the circuit court of the county in which he/she resides or the Circuit Court of Pulaski County, AR.

ARKANSAS NURSES ALTERNATIVE TO DISCIPLINE PROGRAM

Arkansas State Board of Nursing
Annual Report FY21

ArNAP is a non-public, abstinence-based, non-disciplinary monitoring program that was legislatively created in 2017 to help licensed nurses and applicants for licensure, who have a drug or alcohol abuse problem, or addiction.

The mission of ArNAP is to protect the public by providing education, consultation, referral, monitoring, and support for participants licensed by the Board of Nursing with conduct related to substance abuse and use. The program is administered by the Arkansas State Board of Nursing and is available to individuals who meet the program criteria.

In order to participate in ArNAP, a nurse must meet the following criteria:

- Hold an Arkansas nursing license or be eligible for licensure;
- Otherwise be eligible for continued licensure under the *Arkansas Nurse Practice Act*;
- Acknowledge a drug or alcohol abuse problem or addiction; and
- Voluntarily request participation in ArNAP.

Licensees or applicants for licensure will be denied participation in ArNAP if they do not meet the eligibility requirements, or if any of the following is applicable¹:

- Diverted controlled substances for reasons other than self-administration;
- Engaged in behaviors resulting in patient harm;
- Have prior discipline by any board of nursing for substance abuse or diversion; or
- Demonstrated unsuccessful participation resulting in termination from ArNAP or another similar program offered in another jurisdiction.

Process for Entering ArNAP

1. A complaint or referral is sent to the Board.
2. The complaint or referral is reviewed to determine if the nurse is eligible for ArNAP.
3. If the nurse is eligible for ArNAP and requests to participate in ArNAP, the nurse is required to sign an Agreement.
4. The Agreement addresses several initial items, such as acknowledging the drug or alcohol abuse problem or addiction, placing current nursing licensure on inactive status, obtaining an evaluation from a Board-approved evaluator for an addiction evaluation, and agreeing to comply with all treatment recommendations.
5. Once an ArNAP staff member has reviewed the nurse's evaluation report, a detailed contract is presented to the nurse. The ArNAP Contract contains all of the terms and conditions that the nurse must comply with while enrolled in ArNAP, which may include, but is not limited to the following: daily check-in with a drug screening monitoring company for random drug screens; therapy/counseling; support group meetings (such as 12-step); abstinence from drugs, alcohol, and abuse potential medications; employment restrictions; and submission of required reports (i.e. self, aftercare, treatment provider, and employment).
6. The term of ArNAP varies from one (1) to five (5) years depending upon the complaint or referral, and the diagnosis. If the nurse successfully completes ArNAP, no flag will be placed on the nurse's license.

ARKANSAS NURSES ALTERNATIVE TO DISCIPLINE PROGRAM

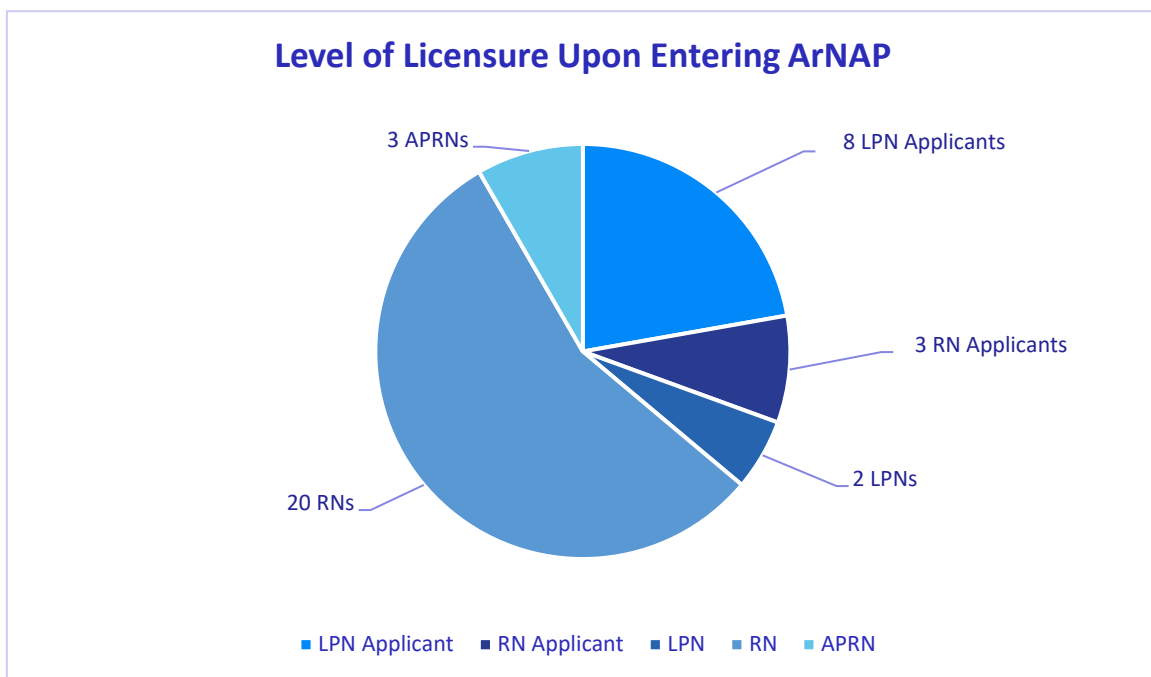
ArNAP Statistics for July 1, 2020 through June 30, 2021

Forty-three (43) individuals were screened for eligibility for ArNAP during the reporting period and forty-one (41) nurses entered ArNAP in lieu of disciplinary action. At the end of the reporting period, fifty-seven (57) nurses were currently being monitored in the ArNAP program.

Twenty-two (22) nurses have completed ArNAP successfully during this reporting period, meeting all their monitoring requirements.

Nurses who fail to meet their monitoring requirements are discharged from ArNAP and referred to the Board for disciplinary action. During the reporting period, ten (10) nurses were discharged for failing to meet the requirements of ArNAP. Five of the nurses chose to voluntarily surrender their license and four nurses chose to enter Consent Agreements (probation). One discharged participant is waiting final adjudication of pending criminal charges.

The graph below includes only individuals who entered ArNAP during the reporting period and are still currently monitoring in ArNAP.



LICENSURE

The *Nurse Practice Act* requires that any person practicing as a(n)

- Registered Nurse
- Advanced Practice Registered Nurse
- Registered Nurse Practitioner
- Practical Nurse, or
- Psychiatric Technician Nurse

in this state shall be licensed by the Arkansas State Board of Nursing. Legislation enacted in 1979 authorized the licensing of registered nurse practitioners. Act 409 of 1995 created advanced practice nurse licensure. This licensure includes the previous categories of certified registered nurse anesthetist and certified nurse midwives and adds licensure of certified nurse practitioners (previously known as advanced nurse practitioners) and clinical nurse specialists. Appendix B gives totals of nurses licensed in Arkansas by licensure category and county of residence. The information is derived from questions that are completed on the licensure renewal forms. Incomplete data indicates that the licensee did not provide that information.

Advanced Practice

The table below lists the number of Advanced Practice Registered Nurses granted initial licensure in Arkansas during the reporting period:

Advanced Practice Registered Nurses Licensure July 1, 2020 – June 30, 2021			
	Endorsement	Exam	TOTAL
Certified Nurse Practitioners	294	415	709
Certified Registered Nurse Anesthetists	48	25	73
Certified Nurse Midwives	2	5	7
Clinical Nurse Specialists	1	9	10
TOTAL	345	454	799

Advanced Practice Prescriptive Authority

Act 409 of 1995 gave the Board authority to grant certificates of prescriptive authority to qualified advanced practice registered nurses. Advanced practice licensure applicant types and numbers of licensees granted a certificate of prescriptive authority during the reporting period are identified below:

Advanced Practice Registered Nurses Granted Prescriptive Authority July 1, 2020 – June 30, 2021	
Prescriptive Authority	528
TOTAL	528

Licensure by Examination

Licensure examinations for registered nurse and practical nurse candidates are administered via computerized adaptive testing. State boards of nursing contract with the National Council of State Boards of Nursing (NCSBN) for these examinations. In Arkansas, tests are administered by technology centers located in Little Rock, Fort Smith, Rogers and Texarkana. A candidate may test at any center nationwide or internationally for licensure by the Board that provided the authorization to test.

The licensure examinations have one purpose: to test knowledge, skills and abilities essential to the safe and effective practice of nursing at the entry level. The use of national RN and PN examinations facilitates licensure by endorsement from one jurisdiction to another. The passing standard is set by a panel of practicing nurses who are knowledgeable of entry-level nursing practice. Membership on the panel is open to all NCSBN jurisdictions. Examination results are reported to boards of nursing and to the candidates as either “pass” or “fail”. Unsuccessful candidates are provided with a performance report that gives information on areas for remedial study.

The Board participates in the test development system administered by the testing service of the NCSBN. The Arkansas Board approves practicing nurses to participate in RN and PN item writing, item review and standard-setting panel. Temporary permits may be issued to Arkansas graduates of a nursing program. This permit allows a nurse to practice between graduation and receipt of results of the first examination for which the licensee is eligible.

Licensure by Examination July 1, 2020 – June 30, 2021			
Registered Nurses	1,942	Practical Nurses	847
			TOTAL 2,789

Licensure by Endorsement

Pursuant to the Arkansas *Nurse Practice Act (NPA)*, the Board may issue a license to practice nursing by endorsement to an applicant who is duly licensed as a nurse under the laws of another state, territory, or foreign country if the applicant meets Board qualifications. Applicants for endorsement must have successfully completed a nursing education program, the appropriate licensure examination and must be verified by the jurisdiction of original licensure. An amendment to the *NPA* enacted by the 1980 Special Session of the Legislature, provided for issuing temporary permits to qualified endorsement applicants holding current licensure in other states.

Licensure by Endorsement July 1, 2020 – June 30, 2021			
Registered Nurses	898	Practical Nurses	100
			TOTAL 998

Temporary Permits

Temporary Permits Issued July 1, 2020 – June 30, 2021			
Registered Nurse Exam	1,425	Registered Nurse Endorsement	628
Practical Nurse Exam	784	Practical Nurse Endorsement	67
Advanced Practice Registered Nurse	27	TOTAL	2,931

The *Nurse Practice Act* requires biennial license renewal for practicing nurses. Renewal reminders are mailed at least sixty days before the license expiration date. Nurses who allow their licenses to lapse and who have not practiced nursing during the preceding licensure period may be reinstated upon request, payment of the renewal fee and late penalty, and after meeting the continuing education requirements. Nurses who do not renew are in good standing as long as they do not practice nursing in Arkansas. Legislation to require continuing education prior to license renewal was passed in the 2001 Legislative session. Approved renewals based on application submission is reflected in table.

License Renewals July 1, 2020 – June 30, 2021			
Advanced Practice Registered Nurse	2,435	*Advanced Practice Registered Nurse	81
Licensed Practical Nurse	6,218	*Licensed Practical Nurse	402
Licensed Psychiatric Technician Nurse	29	*Licensed Psychiatric Technician Nurse	2
Registered Nurse	20,365	*Registered Nurse	634
Registered Nurse Practitioner	179	*Registered Nurse Practitioner	5
	TOTAL		30,350

*Post-expiration – licensees renewing after the expiration date

Retired Licenses

Any licensee who desires to retire from the practice of nursing for any length of time in this state and submits an electronic application will have their current license placed on Inactive Retired status. While retired, the licensee shall not practice nursing. However, the nurse may use respective credentials. When the licensee desires to resume practice, he or she shall submit a renewal application, which shall be completed and submitted with a reinstatement fee and the current renewal fee. The number of current retired licenses issued during the reporting period is 160.

Military Expedited Licenses

Number of Military Expedited Licenses – FY21

Active-Duty Military Members	135
Active-Duty Military Spouses	180
Veteran	44
Veteran Spouses	0
TOTAL	359

Criminal Background Checks

Federal and Arkansas criminal background checks are required of all individuals applying for an initial license in Arkansas. During the 2020-2021 fiscal year, 5,398 Arkansas criminal background checks and 5,398 federal criminal background checks were conducted. There were 337 investigations completed on applicants with a positive criminal background check.

EDUCATION

The Arkansas State Board of Nursing staff conducts presentations and continuing education workshops on a regular basis throughout the state as included in the Continuing Education Presentations table below.

CONTINUING EDUCATION PRESENTATIONS July 1, 2020 – June 30, 2021

DATE	TITLE	CITY	NURSES	STUDENTS
July 21, 2020	APRN Practice in Arkansas	Nurse Practitioner Assoc	Unknown	0
September 22, 2020	APRN Practice in Arkansas	Conway	4	55
October 27, 2020	Advanced Practice Nursing in AR	Little Rock	1	55
February 8, 2021	Advanced Practice Nursing in AR	Jonesboro (Zoom)	2	41
March 16, 2021	Advanced Practice Nursing in AR	Little Rock	3	27
TOTAL			10	178

Education Programs

The Arkansas State Board of Nursing has statutory authority to oversee nursing educational program compliance with mandated regulations and educational standards as established by the Arkansas legislature. A nursing program that is approved initially progresses through a three-tiered process of approval that includes Prerequisite Approval, Initial Approval and Full Approval.

A nursing program that is approved continues to be reviewed for continued compliance with the educational standards as delineated in the Rules. The staff periodically conducts a program review to verify compliance. A new program has an onsite survey three years after initial full approval. Established programs have an onsite survey every five years, or if they have continued accreditation status from a national accreditation organization and maintain a National Council Licensure Examination (NCLEX®) passage rate of 75 percent or higher they are allowed to submit a paper survey to ASBN versus an onsite review. There are two approval designations for established programs that prepare graduates for licensure that include Continued Full Approval and Conditional Approval.

Education Surveys Conducted July 1, 2020 – June 30, 2021

Paper Submission	7	Site Visit	7
TOTAL	14		

Approved Education Programs July 1, 2020 – June 30, 2021

Baccalaureate Degree	12
Associate Degree	21
Practical Nurse	26
Diploma	0
Medication Assistants	2
TOTAL	61

Approved Nursing Programs

Associate Degree – Preparing for Registered Nurse Licensure

Arkansas Northeastern College – Blytheville, 2501 Division St., P. O. Box 1109, Blytheville, AR 72316 Phone: 870.780.1223; Fax: 870.762.3376
Arkansas Rural Nursing Education Consortium (ARNEC), 1558 US Hwy 371, Nashville, AR 71852 Phone: 870.368.2076 ASU, Newport - Phone: 870.512.7833; Fax: 870.512.7715 Black River Technical College, Pocahontas - Phone: 870.248.8000 x 4174; Fax: 870.248.4100 Ozarka College, Melbourne - Phone: 870.368.2081z; Fax: 870.368.2075 Southark Community College, El Dorado - Phone: 870.864.7136; Fax: 870.864.7104 U of A Community College, Hope - Phone: 870.722.8505; Fax: 870.722.8511 U of A Community College, Morrilton - Phone: 501.977.2002; Fax: 501.977.2049 U of A Cossatot Community College, DeQueen - Phone: 870.584.1147; Fax: 870.642.8212 U of A Rich Mountain, Mena - Phone: 479.394.7622; Fax: 479.394.2828
Arkansas State University, P.O. Box 910, State University, AR 72467 Phone: 870.972.3074; Fax: 870.972.2954
Arkansas State University - Beebe, P. O. Box 909, Searcy, AR 72145 Phone: 501.207.6215; Fax: 501.207.6263
Arkansas State University - Mountain Home, 1600 S. College, Mountain Home, AR 72653 Phone: 870.508.6154; Fax: 870.508.6154
Arkansas State University - Newport, 7648 Victory Boulevard, Newport, AR 72112 Phone: 870.512.7833; Fax: 870.512.7715
Arkansas State University Three Rivers, One College Circle, Malvern, AR 72104 Phone: 501.332.0303; Fax: 501.467.3680
Arkansas Tech University - Ozark, 1700 Helberg Ln., Ozark, AR 72949 Phone: 479.508.8500 x6351; Fax: 479.508.8500 x 6351
Baptist Health College, 11900 Colonel Glenn Rd., Suite 1000, Little Rock, AR 72210-2820 Phone: 501.202-7937; Fax: 501.202.6015
Black River Technical College, 1410 Hwy. 304 East, P. O. Box 468, Pocahontas, AR 72385 Phone: 870.248.4000; Fax: 870.248.4100
East Arkansas Community College, 1700 New Castle Road, Forrest City, AR 72335 Phone: 870.633.4480 x268; Fax: 870.633.7222
JRMC School of Nursing, 1600 West 40th Avenue, Pine Bluff, AR 71603 Phone: 870.541.7164; Fax: 870.541.7807
National Park College, 101 College Drive, Hot Springs, AR 71913 Phone: 501.760.4352; Fax: 501.760.4183
North Arkansas College, 1515 Pioneer Ridge, Harrison, AR 72601 Phone: 870.391.3535; Fax: 870.391.3354
Northwest Arkansas Community College, One College Drive, Bentonville, AR 72712 Phone: 479.619.4256; Fax: 479.619.4254
Phillips Community College of the University of Arkansas, P.O. Box 785, Helena-West Helena, AR 72342 Phone: 870.338.6474 x 1371; Fax: 870.338.7901
Southeast Arkansas College, 1900 Hazel St., Pine Bluff, AR 71603 Phone: 870.850.4917; Fax: 870.850.4917
Southern Arkansas University Tech, P. O. Box 3499, Camden, AR 71711 Phone: 870.874.5474; Fax: 870.874.4474

Approved Nursing Programs

Associate Degree – Preparing for Registered Nurse Licensure

University of Arkansas Community College at Batesville, P. O. Box 3350, Batesville, AR 72503

Phone: 870.612.2070; Fax: 870.612.2059

University of Arkansas Little Rock, 2801 So. University, Little Rock, AR 72204

Phone: 501.569.8092; Fax: 501.371-7546

University of Arkansas Monticello, P. O. Box 3606, Monticello, AR 71656-3606

Phone: 870.460.1069; Fax: 870.460.1969

Baccalaureate Degree – Preparing for Registered Nurse Licensure

Arkansas State University, P.O. Box 910, State University, AR 72467

Phone: 870.680.8201; Fax: 870.972.2954

Arkansas Tech University, Dean Hall, Russellville, AR 72801

Phone: 479.968.0383; Fax: 479.968.0219

Harding University, Box 12265, Searcy, AR 72149

Phone: 501.279.4476; Fax: 501.279.4669

Henderson State University, HSU Box 7803, Arkadelphia, AR 71999

Phone: 870.230.5015; Fax: 870.230-5390

John Brown University, 2000 West University Street, Siloam Springs, AR 72761

Phone: 479.524.1646; Fax: 479.524.7441

Southern Arkansas University, 100 E. University MSC9406, Magnolia, AR 71754

Phone: 870.235.4331; Fax: 870.235.5058

University of Arkansas, Eleanor Mann School of Nursing, 606 N. Razorback Rd, Fayetteville, AR 72701

Phone: 479.575.4280; Fax: 479.575.3218

University of Arkansas Fort Smith, Carolyn McKelvey Moore School of Nursing, P. O. Box 3649, Fort Smith, AR 72913

Phone: 479.788.7840; Fax: 479.424.6856

University of Arkansas Monticello, P. O. Box 3606, Monticello, AR 71656-3606

Phone: 870.460.1069; Fax: 870.460.1969

University of Arkansas for Medical Sciences, College of Nursing, 4301 W. Markham, Slot 529, Little Rock, AR 72205

Phone: 501.686.8493; Fax: 501.686.7998

University of Arkansas Pine Bluff, 1200 University Dr., #4973, Pine Bluff, AR 71601

Phone: 870.575.7076; Fax: 870.575.8229

University of Central Arkansas, 201 Donaghey Avenue, Conway, AR 72035

Phone: 501.450.5531; Fax: 501.450.5560

Approved Nursing Programs

Preparing for Practical Nurse Licensure

Arkansas Northeastern College – Blytheville, Practical Nurse Program, P. O. Box 1109, Blytheville, AR 72316
Phone: 870.780.1225; Fax: 870.762.3376

Arkansas State University – Beebe, Practical Nurse Program, P. O. Box 909, Searcy, AR 72145
Phone: 501.207.6255; Fax: 501.207.6263

Arkansas State University – Mt. Home, Practical Nurse Program, 1600 So. College, Mt. Home, AR 72653
Phone: 870.508.6154; Fax: 870.508.6154

Arkansas State University – Newport, Practical Nurse Program, 7648 Victory Boulevard, Newport, AR 72112
Phone: 870.512.7833; Fax: 870.512.7715

Arkansas State University Three Rivers, Practical Nurse Program, #1 College Circle, Malvern, AR 72104
Phone: 501.332.0303; Fax: 501.467.3680

Arkansas Tech University - Ozark, 1700 Helberg Lane, Ozark, AR 72949
Phone: 479.508.8500 x 6201; Fax: 479.667.0198

Baptist Health School of Practical Nursing, 11900 Colonel Glenn Road, Little Rock, AR 72210
Phone: 501.202.7966; Fax: 501.202.6015

Black River Technical College, Practical Nurse Program, P. O. Box 468, Pocahontas, AR 72455
Phone: 870.248.4000 x 4174; Fax: 870.248.4100

East Arkansas Community College, Practical Nurse Program, P. O. Box 925, Forrest City, AR 72335
Phone: 870.633.5411; Fax: 870.633.9328

National Park College, Practical Nurse Program, 101 College Drive, Hot Springs, AR 71913
Phone: 501.760.4352; Fax: 501.760.4183

North Arkansas College, Practical Nurse Program, 1515 Pioneer Ridge Drive, Harrison, AR 72601
Phone: 870.391.3369; Fax: 870.391.3000

Northwest Technical Institute, Practical Nurse Program, 709 South Old Missouri Rd., Springdale, AR 72764
Phone: 479.751.8824 x 123; Fax: 479.751.7750

Ozarka College, Practical Nurse Program, P. O. Box 10, Melbourne, AR 72556
Phone: 870.368.2081; Fax: 870.368.2075

Phillips Community College of the University of Arkansas, Practical Nurse Program, 1210 Ricebelt Ave., DeWitt, AR 72042
Phone: 870.946.3506 x 1612; Fax: 870.946.2644

South Arkansas Community College, The Betty Owen School of Practical Nursing, P. O. Box 7010, El Dorado, AR 71731
Phone: 870.864.7136; Fax: 870.864.7104

Southeast Arkansas College, Practical Nurse Program, 1900 Hazel Street, Pine Bluff, AR 7160
Phone: 870.850.4917; Fax: 870.850.4917

Southern Arkansas University Tech, Practical Nurse Program, P. O. Box 3499, Camden, AR 71711
Phone: 870.574.4475; Fax: 870.574.4474

University of Arkansas Community College at Batesville, Practical Nurse Program, P. O. Box 3350, Batesville, AR 72503
Phone: 870.612.2070; Fax:

University of Arkansas Community College at Hope - Texarkana, Practical Nurse Program, 2500 S. Main,
P.O. Box 140, Hope, AR 71801 Phone: 870.722.8505; Fax: 870.722.8511

Approved Nursing Programs

Preparing for Practical Nurse Licensure

University of Arkansas Community College at Morrilton, Practical Nurse Program, 1537 University Blvd., Morrilton, AR 72110 Phone: 501.977.2152; Fax: 501.977.2049

University of Arkansas at Fort Smith, Practical Nurse Program, P. O. Box 3649, Fort Smith, AR 72913
Phone: 479.788.7840; Fax: 479.424.6856

U of A Monticello College of Technology – Crossett, Practical Nurse Program, 1326 Hwy. 52W, Crossett, AR 71635
Phone: 870.460.2025; Fax: 870.364.5717

U of A Monticello College of Technology – McGehee, Practical Nurse Program, P. O. Box 747, McGehee, AR 71654
Phone: 870.222.5360; Fax: 870.522.9906

University of Arkansas Cossatot, Practical Nurse Program, P. O. Box 960, DeQueen, AR 71832
Phone: 870.584.1147; Fax: 870.642.8212

University of Arkansas Pulaski Technical, Practical Nurse Program, 3000 West Scenic Drive, North Little Rock, AR 72118
Phone: 501.812.2286; Fax: 501.812.2391

University of Arkansas Rich Mountain, Practical Nurse Program, 1100 College Drive, Mena, AR 7195
Phone: 479.394.7622 x 1366; Fax: 479.394.2828

Preparing for Medication Assistant Certification

Arkansas State University – Mountain Home, 1600 S. College, Mountain Home, AR 72653
Phone: 870.508.6154; Fax: 870.508.6154

Arkansas Northeastern College - Blytheville, 2501 S. Division St., PO Box 1109, Blytheville, AR 72316
Phone: 870.780.1223; Fax: 870.762.3376

Education Programs Enrollment

Program Approval Status July 1, 2020 – June 30, 2021				
	Prerequisite Approval	Initial Approval	Full Approval	Conditional Approval
Associate Degree	0	3	16	2
Baccalaureate Degree	0	0	11	0
Diploma	0	0	0	0
Master's Entry into Professional Nursing	0	1	0	0
Practical Nursing	0	0	26	0
TOTAL	0	4	53	2

Enrollment in the educational programs is reported to the Board in a report submitted by program directors annually in July, for the prior year. Enrollment figures reported for the three-year period (2018-2020) are shown on the following enrollment charts. For consistency in data collection, the term “nursing major” was defined in 1993. Nursing major includes only those students in nursing courses and accepted for the certificate, degree, or diploma program.

ENROLLMENT IN REGISTERED NURSE PROGRAMS				
	Program	2018	2019	2020
Associate Degree	Arkansas Northeastern College – Blytheville	75	78	82
	Arkansas Rural Nursing Education Consortium (ARNEC)	598	633	640
	Arkansas State University – Jonesboro	450	161	163
	Arkansas State University – Mountain Home	39	42	53
	Arkansas State University – Newport	0	24	22
	Arkansas State University Three Rivers – Malvern	94	169	67
	Arkansas Tech University – Ozark	25	25	24
	Baptist Health College – Little Rock	783	603	603
	East Arkansas Community College – Forrest City	133	50	73
	JRMC School of Nursing – Pine Bluff	126	126	88
	National Park College – Hot Springs	149	157	172
	North Arkansas College – Harrison	120	133	118
	Northwest Arkansas Community College – Bentonville	158	100	79
	Phillips Community College UA	78	76	30
	Southeast Arkansas College	21	25	33
	University of Arkansas Community College – Batesville	90	94	115
	University of Arkansas – Little Rock	698	881	928
	University of Arkansas – Monticello	22	18	13
	TOTAL	3,659	3,395	3,260

Education Programs Enrollment

ENROLLMENT IN REGISTERED NURSE PROGRAMS				
	Program	2018	2019	2020
Baccalaureate Degree	Arkansas State University	261	313	137
	Arkansas Tech University	350	367	383
	Harding University	130	128	126
	Henderson State University	49	51	56
	John Brown University	69	47	59
	Southern Arkansas University	121	107	140
	University of Arkansas – Fayetteville	472	495	608
	University of Arkansas – Fort Smith	470	512	548
	University of Arkansas – Monticello	85	61	79
	University of Arkansas – Pine Bluff	32	37	42
	University of Arkansas for Medical Sciences	243	237	240
	University of Central Arkansas	235	220	240
	TOTAL	2,517	2,575	2,658

ENROLLMENT IN PRACTICAL NURSE PROGRAMS			
Program	2018	2019	2020
Arkansas Northeastern College	32	35	21
Arkansas State University – Beebe	73	59	64
Arkansas State University – Mountain Home	58	60	72
Arkansas State University – Newport	152	105	125
Arkansas State University Three Rivers – Malvern	108	219	110
Arkansas Tech University – Ozark	70	70	82
Baptist Health School of Practical Nursing	183	134	159
Black River Technical College	104	100	106
East Arkansas Community College	24	24	22
National Park College	51	53	51
North Arkansas College	55	52	50
Northwest Technical Institute	93	85	99
Ozarka College	113	152	155
Phillips Community College	47	26	30
South Arkansas Community College	183	67	151
Southeast Arkansas College	42	80	31
Southern Arkansas University – Technical	43	41	28
University of Arkansas – Fort Smith	0	17	17

Education Programs Enrollment

ENROLLMENT IN PRACTICAL NURSE PROGRAMS			
Program	2018	2019	2020
University of Arkansas – Cossatot	44	56	43
University of Arkansas Community College – Batesville	25	22	28
University of Arkansas Community College Hope – Texarkana	57	73	88
University of Arkansas Community College – Morrilton	111	23	88
U of A Monticello College of Technology – Crossett	18	20	20
U of A Monticello College of Technology – McGehee	21	23	24
University of Arkansas Pulaski Technical	36	38	39
University of Arkansas Rich Mountain	30	32	32
TOTAL	1,773	1,666	1,732

Medication Assistant – Certified

Act 1423 of 2005 gave the Board authority to grant certification to qualified unlicensed persons to administer certain medications in facilities determined by the Board. The Board allows medication assistants only in Arkansas nursing home in which nursing supervision is available and nurse patient ratios are legislatively required. This authorization included persons who have met certain qualifications in Arkansas or who have met substantially similar qualifications and held similar credentials under the law in another state. In addition, in 2007, persons who have completed a certain portion of a nursing education program may be eligible to take the certification exam and work as a certified medication assistant is successful. No new certifications were issued during the reporting period of July 1, 2020 – June 30, 2021. The number of medication assistants with certified renewals in Arkansas during the reporting period is ten (10).

ENROLLMENT IN MEDICATION ASSISTANT PROGRAMS			
Program	2018	2019	2020
Arkansas State University – Mountain Home	0	0	0
Arkansas Northeastern College – Blytheville	0	0	0
TOTAL	0	0	0

Licensing Examination Data

The licensure examinations for registered and practical nurses are administered via computerized adaptive testing (CAT). The performance, by program, for first time candidates taking the National Council Licensure Examination for Registered Nurses (NCLEX-RN[®]), regardless of where the examination was taken during the reporting period, is shown in the following table.

NCLEX-RN[®] PERFORMANCE BY PROGRAM			
July 1, 2020 – June 30, 2021			
Program	Number Taking	Number Passing	Percent Passing
Arkansas Northeastern College – Blytheville – ADN	26	23	88.4
Rural Nursing Education Consortium (ARNEC) – ADN	288	241	83.6
Arkansas State University – ADN	99	68	68.6
Arkansas State University – BSN	114	104	91.2
Arkansas State University – Mountain Home – ADN	28	21	75.0
Arkansas State University – Newport – ADN	10	6	60.0
Arkansas State University – Three Rivers – ADN	72	53	73.6
Arkansas Tech University – Ozark – ADN	26	24	92.3
Arkansas Tech University – Russellville – BSN	70	60	85.7
Baptist Health College – ADN	218	142	65.1
East Arkansas Community College – ADN	28	18	64.2
Harding University – BSN	46	45	97.8
Henderson State University – BSN	31	27	87.1
John Brown University – BSN	24	22	91.6
JRMC School of Nursing - ADN	24	22	91.6
National Park College – ADN	57	55	96.4
North Arkansas College – ADN	53	49	92.4
Northwest Arkansas Community College – ADN	79	67	84.8
Phillips Community College of the University of Arkansas – ADN	16	15	93.7
Southeast Arkansas College – ADN	10	6	60.0
Southern Arkansas University – BSN	33	32	96.9
University of Arkansas – Fayetteville – BSN	210	185	88.1
University of Arkansas – Fort Smith – BSN	94	82	87.2
University of Arkansas – Little Rock – ADN	234	194	82.9
University of Arkansas – Monticello – ADN	9	9	100
University of Arkansas – Monticello – BSN	19	16	84.2
University of Arkansas – Pine Bluff – BSN	13	2	15.3
University of Arkansas Community College – Batesville – ADN	67	45	67.1
University of Arkansas for Medical Sciences – BSN	126	113	89.6
University of Central Arkansas – BSN	80	68	85.0
TOTAL	2,204	1,813	82.3

Licensing Examination Data

The performance, by program, for graduates of Arkansas programs taking the National Council Licensure Examination for Practical Nurses (NCLEX-PN®) for the first time, regardless of where the examination was taken during the reporting period, is shown in the following table.

NCLEX-PN® PERFORMANCE BY PROGRAM			
July 1, 2020 – June 30, 2021			
Program	Number Taking	Number Passing	Percent Passing
Arkansas Northeastern College – Blytheville	16	13	81.2
Arkansas State University – Beebe	35	35	100
Arkansas State University – Mountain Home	41	33	80.4
Arkansas State University Three Rivers – Malvern	73	61	83.5
Arkansas State University – Newport	100	76	76.0
Arkansas Tech University – Ozark	40	37	92.5
Baptist Health School of Practical Nursing – Little Rock	82	57	69.5
Black River Technical College – Pocahontas	34	32	94.1
East Arkansas Community College – Forrest City	10	9	90.0
National Park College – Hot Springs	31	23	74.1
North Arkansas College – Harrison	35	30	85.7
Northwest Technical Institute – Springdale	42	37	88.1
Ozarka College – Melbourne	81	69	86.1
Phillips Community College of the University of Arkansas - Dewitt	13	13	100
Southern Arkansas University – Tech – Camden	1	0	0
Southeast Arkansas College – Pine Bluff	1	1	100
South Arkansas Community College – El Dorado	36	28	77.7
Special Program Codes	3	3	100
University of Arkansas – Cossatot	32	29	90.6
University of Arkansas Community College – Batesville	17	16	94.1
University of Arkansas Community College at Hope – Texarkana	36	30	83.3
University of Arkansas Community College – Morrilton	34	31	91.1
U of A Monticello College of Technology – Crossett	14	13	92.8
U of A Monticello College of Technology – McGehee	5	5	100
University of Arkansas – Fort Smith	8	6	75.0
University of Arkansas Pulaski Technical – North Little Rock	32	20	62.5
University of Arkansas Rich Mountain – Mena	17	14	82.3
TOTAL	869	721	82.9

Licensing Examination Data

Graduates of nursing programs, seeking licensure in Arkansas, compared to other program in the nation are shown on the following tables. (Source: NCLEX quarterly reports)

APPLICANTS FOR REGISTERED NURSE LICENSURE		July 1, 2020 – June 30, 2021		
	First-time U.S. Graduates	Re-Take U.S. Graduates	First-time Foreign Educated Graduates	Re-Take Foreign Educated Graduates
Number Taking	184,507	50,081	14,664	19,602
Number Passing	155,849	22,162	6,217	4,937
Percent Passing	84.4	44.2	42.4	25.19
Arkansas Licensure				
Number Taking	2,204	634	5	8
Number Passing	1,814	318	2	1
Percent Passing	82.3	50.1	40.0	12.5

APPLICANTS FOR PRACTICAL NURSE LICENSURE		July 1, 2020 – June 30, 2021		
	First-time U.S. Graduates	Re-Take U.S. Graduates	First-time Foreign Educated Graduates	Re-Take Foreign Educated Graduates
Number Taking	48,455	17,132	508	782
Number Passing	39,009	6,061	280	171
Percent Passing	80.5	35.3	55.1	21.8
Arkansas Licensure				
Number Taking	869	226	0	0
Number Passing	721	105	0	0
Percent Passing	82.9	46.4	0	0

NUMBER AND PERCENT PASSING OF FIRST-TIME NCLEX-RN CANDIDATES BY DEGREE TYPE			
July 1, 2020 – June 30, 2021			
Graduates of National Schools			
	Number Taking	Number Passing	Percent Passing
Associate Degree	89,112	71,946	80.7
Baccalaureate Degree	92,830	81,848	88.1
Diploma	2,428	2,000	82.3
Other	95	39	41.01
TOTAL	184,465	155,833	84.4
Arkansas Licensure			
Associate Degree	1,344	1,058	78.7
Baccalaureate Degree	860	756	87.9
Diploma	0	0	0
TOTAL	2,204	1,814	82.3

NURSES LICENSED IN ARKANSAS June 2021

ADVANCED PRACTICE REGISTERED NURSES		
<i>Arkansas Residents</i>	2020	2021
Certified Nurse Midwives	25	28
Certified Nurse Practitioners	3,342	3,731
Certified Registered Nurse Anesthetists	636	687
Clinical Nurse Specialists	138	142
TOTAL	4,141	4,588
<i>Nonresidents</i>		
Certified Nurse Midwives	5	2
Certified Nurse Practitioners	699	849
Certified Registered Nurse Anesthetists	194	167
Clinical Nurse Specialists	13	12
TOTAL	911	1,030
APRNs with Prescriptive Authority	2,533	2,951
LICENSED PRACTICAL NURSES		
<i>Arkansas residents</i>	14,398	14,185
<i>Nonresidents</i>	335	207
TOTAL	14,733	14,392
LICENSED PSYCHIATRIC TECHNICIAN NURSES		
<i>Arkansas Residents</i>	58	58
<i>Nonresidents</i>	5	4
TOTAL	63	62
MEDICATION ASSISTANT CERTIFICATE		
<i>Arkansas Residents</i>	TOTAL	23
	26	26
REGISTERED NURSES		
<i>Arkansas Residents</i>	40,869	42,251
<i>Nonresidents</i>	2,811	2,244
TOTAL	43,680	44,495
REGISTERED NURSE PRACTITIONERS		
<i>Arkansas Residents</i>	369	338
<i>Nonresidents</i>	20	17
TOTAL	389	355
TOTAL ALL BASIC LICENSURE CATEGORIES*	TOTAL	59,996
	59,387	59,996

*Includes RNs, LPN, LPTNs, nonresident APRNs, nonresident RNP

CERTIFIED NURSE MIDWIVES RESIDING AND LICENSED IN ARKANSAS BY COUNTY OF RESIDENCE – 2021

County	Total
Baxter	1
Benton	5
Carroll	1
Garland	1
Independence	1
Jefferson	1
Pulaski	9
Saline	1
Sebastian	1
Washington	7
TOTAL	28

CERTIFIED NURSE MIDWIVES RESIDING AND LICENSED IN ARKANSAS BY EMPLOYMENT SETTING AND AGE – 2021

Employment	20-29	30-39	40-49	50-59	Over 60	Total
Ambulatory Care Setting	1	0	0	0	2	3
Assisted Living Facility	0	0	0	0	1	1
Community Health	1	0	0	0	0	1
Hospital	1	3	0	1	3	8
No Entry	1	1	2	1	3	8
Other (please specify)	0	0	1	0	1	2
School Health Science	0	0	1	0	0	1
School of Nursing	0	2	2	0	0	4
TOTAL	4	6	6	2	10	28

CERTIFIED NURSE MIDWIVES RESIDING AND LICENSED IN ARKANSAS BY EMPLOYMENT SETTING AND GENDER – 2021

Employment	Female	Male	Total
Ambulatory Care Setting	3	0	3
Assisted Living Facility	1	0	1
Community Health	1	0	1
Hospital	8	0	8
No Entry	8	0	8
Other	2	0	2
School Health Service	1	0	1
School of Nursing	4	0	4
TOTAL	28	0	28

CERTIFIED NURSE MIDWIVES RESIDING AND LICENSED IN ARKANSAS BY EMPLOYMENT SETTING AND EDUCATION LEVEL - 2021

Employment	Certificate	Diploma	Associate	Bachelor	Master	Doctorate	Not Given	Total
Ambulatory Care Setting	0	0	0	0	2	1	0	3
Assisted Living Facility	0	0	0	0	1	0	0	1
Community Health	0	0	0	0	1	0	0	1
Hospital	0	0	0	0	8	0	0	8
No Entry	0	0	0	0	8	0	0	8
Other (Please specify)	0	0	0	0	2	0	0	2
School Health Service	0	0	0	0	1	0	0	1
School of Nursing	0	0	0	0	3	1	0	4
TOTAL	0	0	0	0	26	2	0	28

CERTIFIED NURSE MIDWIVES RESIDING AND LICENSED IN ARKANSAS BY COUNTY AND EDUCATION LEVEL - 2021

County	Certificate	Diploma	Associate	Bachelor	Master	Doctorate	Not Given	Total
Baxter	0	0	0	0	1	0	0	1
Benton	0	0	0	0	5	0	0	5
Carroll	0	0	0	0	1	0	0	1
Garland	0	0	0	0	1	0	0	1
Independence	0	0	0	0	1	0	0	1
Jefferson	0	0	0	0	1	0	0	1
Pulaski	0	0	0	0	9	0	0	9
Saline	0	0	0	0	1	0	0	1
Sebastian	0	0	0	0	1	0	0	1
Washington	0	0	0	0	5	2	0	7
TOTAL	0	0	0	0	26	2	0	28

CERTIFIED NURSE MIDWIVES RESIDING AND LICENSED IN ARKANSAS BY COUNTY AND AGE - 2021

County	20-29	30-39	40-49	50-59	Over 60	Total
Baxter	0	0	0	0	1	1
Benton	0	0	3	0	2	5
Carroll	0	0	0	0	1	1
Garland	0	1	0	0	0	1
Independence	0	0	0	0	1	1
Jefferson	0	0	1	0	0	1
Pulaski	2	3	0	1	3	9
Saline	0	1	0	0	0	1
Sebastian	0	0	0	1	0	1
Washington	2	1	2	0	2	7
TOTAL	4	6	6	2	10	28

CERTIFIED NURSE PRACTITIONERS RESIDING AND LICENSED IN ARKANSAS BY COUNTY OF RESIDENCE – 2021	
County	Total
Arkansas	18
Ashley	12
Baxter	63
Benton	249
Boone	38
Bradley	7
Calhoun	4
Carroll	16
Chicot	6
Clark	23
Clay	12
Cleburne	24
Cleveland	18
Columbia	29
Conway	29
Craighead	238
Crawford	46
Crittenden	41
Cross	26
Dallas	5
Desha	8
Drew	30
Faulkner	214
Franklin	23
Fulton	14
Garland	145
Grant	31
Greene	93
Hempstead	17
Hot Spring	36
Howard	6
Independence	53
Izard	25
Jackson	13
Jefferson	64
Johnson	12
Lafayette	2
Lawrence	17
Lee	4
Lincoln	9
Little River	11
Logan	17

(continued)

CERTIFIED NURSE PRACTITIONERS RESIDING AND LICENSED IN ARKANSAS BY COUNTY OF RESIDENCE – 2021	
Lonoke	110
Madison	14
Marion	17
Miller	37
Mississippi	31
Monroe	8
Montgomery	5
Nevada	4
Newton	2
No entry	2
Ouachita	17
Perry	9
Phillips	11
Pike	12
Poinsett	12
Polk	18
Pope	74
Prairie	5
Pulaski	624
Randolph	30
Saint Francis	15
Saline	284
Scott	6
Searcy	10
Sebastian	116
Sevier	22
Sharp	23
Stone	8
Union	32
Van Buren	16
Washington	286
White	97
Woodruff	11
Yell	15
TOTAL	3,731

CERTIFIED NURSE PRACTITIONERS RESIDING AND LICENSED IN ARKANSAS BY EMPLOYMENT SETTING AND AGE - 2021

Employment Setting	20-29	30-39	40-49	50-59	Over 60	Total
Ambulatory Care Setting	29	384	368	187	122	1,090
Assisted Living Facility	0	3	2	0	0	5
Community Health	11	118	79	49	25	282
Correctional Facility	0	3	12	6	3	24
Dialysis Center	0	4	7	1	2	14
Home Health	2	29	20	9	10	70
Hospice	0	16	3	4	2	25
Hospital	92	473	279	162	58	1,064
Insurance Claims/Benefits	0	1	3	1	0	5
No Entry	7	73	43	30	56	209
Nursing Home/Extended Care	2	45	24	17	7	95
Occupational Health	1	5	6	3	4	19
Other (Please specify)	13	230	211	116	60	630
Policy/Planning/Regulatory/Licensing Agency	0	2	0	0	1	3
Public Health	2	29	31	8	8	78
School Health Service	1	9	11	2	1	24
School of Nursing	2	23	23	27	19	94
TOTAL	162	1,447	1,122	622	378	3,731

CERTIFIED NURSE PRACTITIONERS RESIDING AND LICENSED IN ARKANSAS BY EMPLOYMENT SETTING AND GENDER – 2021

Employment	Female	Male	Total
Ambulatory Care Setting	989	101	1,090
Assisted Living Facility	5	0	5
Community Health	249	33	282
Correctional Facility	19	5	24
Dialysis Center	13	1	14
Home Health	67	3	70
Hospice	22	3	25
Hospital	925	139	1,064
Insurance Claims/Benefits	5	0	5
No Entry	198	11	209
Nursing Home/Extended Care	87	8	95
Occupational Health	18	1	19
Other (Please specify)	585	45	630
Policy/Planning/Regulatory/Licensing Agency	3	0	3
Public Health	74	4	78
School Health Service	23	1	24
School of Nursing	87	7	94
TOTAL	3,369	362	3,731

CERTIFIED NURSE PRACTITIONERS RESIDING AND LICENSED IN ARKANSAS BY EMPLOYMENT SETTING AND EDUCATION LEVEL - 2021

Employment	Certificate	Diploma	Associate	Bachelor	Master	Doctorate	Not Given	Total
Ambulatory Care Setting	0	0	2	40	958	90	0	1,090
Assisted Living Facility	0	0	0	1	4	0	0	5
Community Health	0	0	0	7	252	23	0	282
Correctional Facility	0	0	0	1	23	0	0	24
Dialysis Center	0	0	0	1	13	0	0	14
Home Health	0	1	3	11	52	3	0	70
Hospice	0	0	0	6	18	1	0	25
Hospital	0	2	10	211	764	77	0	1,064
Insurance Claims/Benefits	0	0	0	1	4	0	0	5
No Entry	0	0	5	32	156	16	0	209
Nursing Home/Extended Care	0	0	2	3	84	6	0	95
Occupational Health	0	0	0	0	18	1	0	19
Other (Please specify)	0	0	3	16	568	43	0	630
Policy/Planning/Regulatory/ Licensing Agency	0	0	0	0	3	0	0	3
Public Health	0	1	1	5	70	1	0	78
School Health Service	0	0	0	3	21	0	0	24
School of Nursing	0	0	0	2	43	49	0	94
TOTAL	0	4	26	340	3,051	310	0	3,731

CERTIFIED NURSE PRACTITIONERS RESIDING AND LICENSED IN ARKANSAS BY COUNTY AND EDUCATION LEVEL - 2021

County	Certificate	Diploma	Associate	Bachelor	Master	Doctorate	Not Given	Total
Arkansas	0	0	0	3	15	0	0	18
Ashley	0	0	0	1	11	0	0	12
Baxter	0	0	0	8	52	3	0	63
Benton	0	0	0	17	211	21	0	249
Boone	0	0	1	3	33	1	0	38
Bradley	0	0	0	0	7	0	0	7
Calhoun	0	0	0	1	3	0	0	4
Carroll	0	0	0	1	14	1	0	16
Chicot	0	0	0	1	5	0	0	6
Clark	0	0	0	2	20	1	0	23
Clay	0	0	0	2	10	0	0	12
Cleburne	0	0	2	3	17	2	0	24
Cleveland	0	0	0	2	16	0	0	18
Columbia	0	0	0	3	25	1	0	29
Conway	0	0	0	0	26	3	0	29
Craighead	0	0	2	19	192	25	0	238
Crawford	0	0	1	4	39	2	0	46
Crittenden	0	0	1	2	32	6	0	41
Cross	0	0	0	3	22	1	0	26
Dallas	0	1	0	1	2	1	0	5

(continued)

CERTIFIED NURSE PRACTITIONERS RESIDING AND LICENSED IN ARKANSAS BY COUNTY AND EDUCATION LEVEL - 2021								
County	Certificate	Diploma	Associate	Bachelor	Master	Doctorate	Not Given	Total
Desha	0	0	0	2	6	0	0	8
Drew	0	0	0	4	23	3	0	30
Faulkner	0	0	0	21	179	14	0	214
Franklin	0	0	0	4	17	2	0	23
Fulton	0	0	0	3	11	0	0	14
Garland	0	1	1	10	129	4	0	145
Grant	0	0	0	6	23	2	0	31
Greene	0	0	1	8	75	9	0	93
Hempstead	0	0	2	0	14	1	0	17
Hot Spring	0	0	0	5	28	3	0	36
Howard	0	0	0	1	4	1	0	6
Independence	0	0	1	8	40	4	0	53
Izard	0	0	0	2	23	0	0	25
Jackson	0	0	0	3	10	0	0	13
Jefferson	0	0	0	4	49	11	0	64
Johnson	0	0	0	1	9	2	0	12
Lafayette	0	0	0	0	2	0	0	2
Lawrence	0	0	1	0	14	2	0	17
Lee	0	0	0	0	4	0	0	4
Lincoln	0	1	0	1	6	1	0	9
Little River	0	0	0	0	11	0	0	11
Logan	0	0	0	2	13	2	0	17
Lonoke	0	0	1	16	85	8	0	110
Madison	0	0	0	0	13	1	0	14
Marion	0	0	0	4	10	3	0	17
Miller	0	0	1	0	34	2	0	37
Mississippi	0	0	0	5	25	1	0	31
Monroe	0	0	0	2	6	0	0	8
Montgomery	0	0	0	1	4	0	0	5
Nevada	0	0	0	0	4	0	0	4
Newton	0	0	0	0	2	0	0	2
Ouachita	0	0	0	0	2	0	0	2
Perry	0	0	0	3	14	0	0	17
Phillips	0	0	0	0	8	1	0	9
Pike	0	0	0	0	9	2	0	11
Poinsett	0	1	1	2	8	0	0	12
Polk	0	0	0	4	8	0	0	12
Pope	0	0	0	2	14	2	0	18
Prairie	0	0	0	8	56	10	0	74
Pulaski	0	0	0	1	4	0	0	5
Randolph	0	0	0	3	26	1	0	30
Saint Francis	0	0	0	2	12	1	0	15

(continued)

CERTIFIED NURSE PRACTITIONERS RESIDING AND LICENSED IN ARKANSAS BY COUNTY AND EDUCATION LEVEL - 2021								
County	Certificate	Diploma	Associate	Bachelor	Master	Doctorate	Not Given	Total
Saline	0	0	2	24	237	21	0	284
Scott	0	0	0	0	6	0	0	6
Searcy	0	0	0	2	8	0	0	10
Sebastian	0	0	0	6	96	14	0	116
Sevier	0	0	1	2	18	1	0	22
Sharp	0	0	2	1	18	2	0	23
Stone	0	0	0	2	6	0	0	8
Union	0	0	0	2	27	3	0	32
Van Buren	0	0	0	4	12	0	0	16
Washington	0	0	2	19	231	34	0	286
White	0	0	2	12	78	5	0	97
Woodruff	0	0	0	0	9	2	0	11
Yell	0	0	0	2	12	1	0	15
TOTAL	0	4	26	340	3,051	310	0	3,731

CERTIFIED NURSE PRACTITIONERS RESIDING AND LICENSED IN ARKANSAS BY COUNTY AND AGE - 2021						
County	20-29	30-39	40-49	50-59	Over 60	Total
Arkansas	1	6	6	4	1	18
Ashley	0	4	5	2	1	12
Baxter	4	21	18	10	10	63
Benton	12	107	63	43	24	249
Boone	1	9	16	6	6	38
Bradley	0	1	3	2	1	7
Calhoun	0	4	0	0	0	4
Carroll	0	3	2	6	5	16
Chicot	0	3	3	0	0	6
Clark	1	8	6	4	4	23
Clay	0	6	3	2	1	12
Cleburne	1	6	10	5	2	24
Cleveland	0	7	5	6	0	18
Columbia	2	12	7	5	3	29
Conway	1	15	7	3	3	29
Craighead	14	98	76	38	12	238
Crawford	1	15	10	18	2	46
Crittenden	3	14	11	8	5	41
Cross	0	10	11	3	2	26
Dallas	1	3	0	1	0	5
Desha	2	2	3	0	1	8
Drew	3	19	4	3	1	30
Faulkner	10	87	77	30	10	214
Franklin	1	9	5	3	5	23
Fulton	3	2	2	5	2	14
Garland	3	49	36	36	21	145

(continued)

CERTIFIED NURSE PRACTITIONERS RESIDING AND LICENSED IN ARKANSAS BY COUNTY AND AGE - 2021						
County	20-29	30-39	40-49	50-59	Over 60	Total
Grant	4	10	10	5	2	31
Greene	2	42	32	9	8	93
Hempstead	0	7	4	3	3	17
Hot Spring	0	18	8	7	3	36
Howard	0	1	3	1	1	6
Independence	4	20	16	10	3	53
Izard	2	3	10	5	5	25
Jackson	0	5	3	4	1	13
Jefferson	0	24	20	12	8	64
Johnson	0	8	2	0	2	12
Lafayette	0	0	2	0	0	2
Lawrence	0	8	7	2	0	17
Lee	0	0	1	2	1	4
Lincoln	2	3	1	1	2	9
Little River	0	4	5	1	1	11
Logan	0	7	7	2	1	17
Lonoke	9	51	26	15	9	110
Madison	0	5	5	3	1	14
Marion	2	3	3	8	1	17
Miller	1	10	16	5	5	37
Mississippi	2	12	6	7	4	31
Monroe	0	4	1	3	0	8
Montgomery	1	2	2	0	0	5
Nevada	0	0	3	0	1	4
Newton	0	1	0	1	0	2
No Entry	0	0	0	1	1	2
Ouachita	0	8	5	2	2	17
Perry	0	4	2	3	0	9
Phillips	0	2	3	3	3	11
Pike	0	2	8	1	1	12
Poinsett	1	2	6	1	2	12
Polk	0	7	5	4	2	18
Pope	4	34	19	13	4	74
Prairie	0	2	2	0	1	5
Pulaski	27	247	187	95	68	624
Randolph	1	10	12	6	1	30
Saint Francis	1	3	3	4	4	15
Saline	13	134	84	38	15	284
Scott	0	1	2	3	0	6
Searcy	0	4	2	0	4	10
Sebastian	4	38	39	25	10	116
Sevier	0	8	10	3	1	22

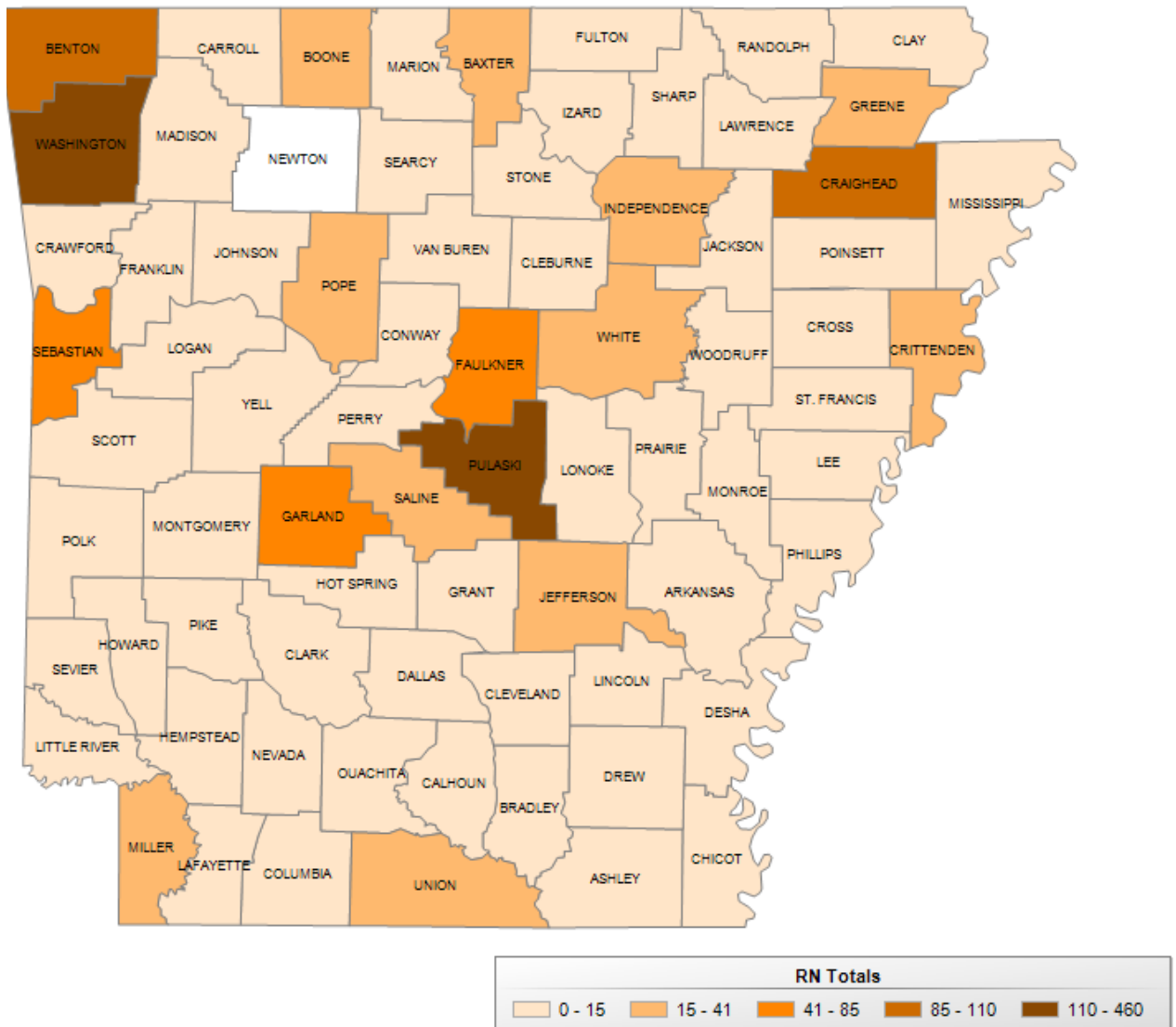
(continued)

CERTIFIED NURSE PRACTITIONERS RESIDING AND LICENSED IN ARKANSAS BY COUNTY AND AGE - 2021

County	20-29	30-39	40-49	50-59	Over 60	Total
Sharp	0	9	6	4	4	23
Stone	0	5	1	1	1	8
Union	0	8	12	4	8	32
Van Buren	2	6	3	1	4	16
Washington	14	106	84	45	37	286
White	2	29	32	15	19	97
Woodruff	0	3	6	1	1	11
Yell	0	7	7	0	1	15
TOTAL	162	1,447	1,122	622	378	3,731

HEAT MAP OF CERTIFIED NURSE PRACTITIONERS RESIDING AND LICENSED IN ARKANSAS BY COUNTY – 2021

The map shows the CNP workforce of nurses per county based on employment zip code
 Statistics provided by Nursys®



CERTIFIED REGISTERED NURSE ANESTHETISTS RESIDING AND LICENSED IN ARKANSAS BY COUNTY OF RESIDENCE – 2021

Arkansas	3
Ashley	3
Baxter	12
Benton	67
Boone	5
Bradley	3
Carroll	4
Clark	2
Clay	1
Cleburne	4
Cleveland	1
Columbia	2
Conway	1
Craighead	60
Crawford	5
Crittenden	8
Cross	2
Dallas	1
Drew	1
Faulkner	44
Franklin	2
Fulton	2
Garland	39
Grant	7
Greene	11
Hempstead	1
Hot Spring	5
Howard	3
Independence	15
Jackson	3
Jefferson	11
Johnson	2
Lafayette	2
Lincoln	1
Logan	2
Lonoke	13
Madison	3
Marion	2
Miller	1
Mississippi	1
Monroe	1
Montgomery	1
Ouachita	2

(continued)

CERTIFIED REGISTERED NURSE ANESTHETISTS RESIDING AND LICENSED IN ARKANSAS BY COUNTY OF RESIDENCE – 2021

Poinsett	1
Polk	3
Pope	7
Pulaski	164
Randolph	1
Saint Francis	3
Saline	64
Searcy	1
Sebastian	20
Stone	1
Union	6
Van Buren	2
Washington	41
White	13
Yell	1
TOTAL	687

CERTIFIED REGISTERED NURSE ANESTHETISTS RESIDING AND LICENSED IN ARKANSAS BY EMPLOYMENT SETTING AND AGE - 2021

Employment Setting	20-29	30-39	40-49	50-59	Over 60	Total
Ambulatory Care Setting	0	15	33	19	15	82
Hospital	7	167	170	108	74	526
No Entry	8	20	6	1	6	41
Other (Please specify)	1	6	9	7	9	32
Public Health	0	0	0	1	0	1
School of Nursing	0	0	1	3	1	5
TOTAL	16	208	219	139	105	687

CERTIFIED REGISTERED NURSE ANESTHETISTS RESIDING AND LICENSED IN ARKANSAS BY EMPLOYMENT SETTING AND GENDER – 2021

Employment	Female	Male	Total
Ambulatory Care Setting	47	35	82
Hospital	215	311	526
No Entry	17	24	41
Other (Please specify)	13	19	32
Public Health	0	1	1
School of Nursing	3	2	5
TOTAL	295	392	687

**CERTIFIED REGISTERED NURSE ANESTHETISTS RESIDING AND LICENSED IN ARKANSAS
BY EMPLOYMENT SETTING AND EDUCATION LEVEL – 2021**

Employment	Certificate	Diploma	Associate	Bachelor	Master	Doctorate	Not Given	Total
Ambulatory Care Setting	1	3	2	11	56	9	0	82
Hospital	0	4	12	48	429	33	0	526
No Entry	0	2	2	15	16	6	0	41
Other (Please specify)	0	0	0	4	25	3	0	32
Public Health	0	0	0	0	1	0	0	1
School of Nursing	0	0	0	0	1	4	0	5
TOTAL	1	9	16	78	528	55	0	687

CERTIFIED REGISTERED NURSE ANESTHETISTS RESIDING AND LICENSED IN ARKANSAS BY COUNTY AND EDUCATION LEVEL - 2021

County	Certificate	Diploma	Associate	Bachelor	Master	Doctorate	Not Given	Total
Arkansas	0	0	0	1	2	0	0	3
Ashley	0	0	0	2	0	1	0	3
Baxter	0	0	0	0	9	3	0	12
Benton	0	1	0	3	52	11	0	67
Boone	0	1	0	0	4	0	0	5
Bradley	0	0	0	0	3	0	0	3
Carroll	0	0	0	2	2	0	0	4
Clark	0	0	0	0	2	0	0	2
Clay	0	0	0	0	1	0	0	1
Cleburne	0	0	1	0	3	0	0	4
Cleveland	0	0	0	0	1	0	0	1
Columbia	0	0	2	0	0	0	0	2
Conway	0	0	0	0	1	0	0	1
Craighead	0	0	1	6	51	2	0	60
Crawford	0	0	0	2	3	0	0	5
Crittenden	0	0	0	0	7	1	0	8
Cross	0	0	0	0	2	0	0	2
Dallas	0	0	0	0	1	0	0	1
Drew	0	0	0	0	1	0	0	1
Faulkner	0	1	0	7	35	1	0	44
Franklin	0	0	0	0	2	0	0	2
Fulton	0	0	0	0	2	0	0	2
Garland	0	1	0	8	28	2	0	39
Grant	0	0	0	1	5	1	0	7
Greene	0	0	0	1	8	2	0	11
Hempstead	0	0	0	0	1	0	0	1
Hot Spring	0	0	0	0	5	0	0	5
Howard	0	0	0	2	1	0	0	3
Independence	0	0	0	1	12	2	0	15
Jackson	0	0	0	0	3	0	0	3
Jefferson	0	0	0	1	10	0	0	11

(continued)

CERTIFIED REGISTERED NURSE ANESTHETISTS RESIDING AND LICENSED IN ARKANSAS BY COUNTY AND EDUCATION LEVEL - 2021

Johnson	0	0	1	0	1	0	0	2
Lafayette	0	0	0	0	2	0	0	2
Lincoln	0	0	0	0	0	1	0	1
Logan	0	0	0	1	1	0	0	2
Lonoke	0	0	0	0	12	1	0	13
Madison	0	0	0	1	1	1	0	3
Marion	0	0	0	0	2	0	0	2
Miller	0	0	0	0	1	0	0	1
Mississippi	0	0	0	1	0	0	0	1
Monroe	0	0	0	0	1	0	0	1
Montgomery	0	1	0	0	0	0	0	1
Ouachita	0	0	1	0	1	0	0	2
Poinsett	0	0	0	0	1	0	0	1
Polk	0	0	0	0	3	0	0	3
Pope	0	0	0	3	4	0	0	7
Pulaski	1	1	6	22	120	14	0	164
Randolph	0	0	0	0	1	0	0	1
Saint Francis	0	0	0	0	3	0	0	3
Saline	0	2	2	5	54	1	0	64
Searcy	0	0	0	0	1	0	0	1
Sebastian	0	0	1	1	15	3	0	20
Stone	0	0	1	0	0	0	0	1
Union	0	0	0	2	4	0	0	6
Van Buren	0	1	0	0	1	0	0	2
Washington	0	0	0	3	31	7	0	41
White	0	0	0	2	10	1	0	13
Yell	0	0	0	0	1	0	0	1
TOTAL	1	9	16	78	528	55	0	687

CERTIFIED REGISTERED NURSE ANESTHETISTS RESIDING AND LICENSED IN ARKANSAS BY COUNTY AND AGE - 2021

County	20-29	30-39	40-49	50-59	Over 60	Total
Arkansas	0	0	1	1	1	3
Ashley	0	1	0	1	1	3
Baxter	0	3	4	5	0	12
Benton	1	20	25	12	9	67
Boone	0	0	1	2	2	5
Bradley	0	1	1	1	0	3
Carroll	0	0	0	0	4	4
Clark	0	1	1	0	0	2
Clay	0	0	0	1	0	1
Cleburne	0	0	2	1	1	4
Cleveland	0	0	1	0	0	1
Columbia	0	0	0	0	2	2

(continued)

CERTIFIED REGISTERED NURSE ANESTHETISTS RESIDING AND LICENSED IN ARKANSAS BY COUNTY AND AGE - 2021						
Conway	0	0	1	0	0	1
Craighead	0	19	23	10	8	60
Crawford	0	0	1	1	3	5
Crittenden	0	1	5	1	1	8
Cross	0	2	0	0	0	2
Dallas	0	0	0	1	0	1
Drew	0	0	1	0	0	1
Faulkner	1	18	8	10	7	44
Franklin	0	1	0	0	1	2
Fulton	0	0	1	0	1	2
Garland	2	10	12	6	9	39
Grant	2	0	3	2	0	7
Greene	0	5	2	3	1	11
Hempstead	0	1	0	0	0	1
Hot Spring	0	2	1	1	1	5
Howard	0	0	1	1	1	3
Independence	0	2	9	2	2	15
Jackson	0	1	1	1	0	3
Jefferson	0	1	3	6	1	11
Johnson	0	1	0	0	1	2
Lafayette	0	0	1	1	0	2
Lincoln	0	1	0	0	0	1
Logan	0	1	0	0	1	2
Lonoke	0	4	6	2	1	13
Madison	1	0	1	0	1	3
Marion	0	1	0	1	0	2
Miller	0	0	1	0	0	1
Mississippi	0	0	0	0	1	1
Monroe	0	0	0	1	0	1
Montgomery	0	0	0	0	1	1
Ouachita	0	0	1	0	1	2
Poinsett	0	0	0	1	0	1
Polk	0	1	1	0	1	3
Pope	1	1	3	0	2	7
Pulaski	5	55	43	38	23	164
Randolph	0	0	1	0	0	1
Saint Francis	0	0	0	3	0	3
Saline	2	24	21	11	6	64
Searcy	0	1	0	0	0	1
Sebastian	0	5	13	1	1	20
Stone	0	0	0	0	1	1
Union	0	2	2	1	1	6
Van Buren	0	0	0	1	1	2
Washington	1	18	12	5	5	41
White	0	3	5	4	1	13
Yell	0	1	0	0	0	1
TOTAL	16	208	219	139	105	687

CLINICAL NURSE SPECIALISTS RESIDING AND LICENSED IN ARKANSAS BY COUNTY OF RESIDENCE – 2021

Baxter	4
Benton	7
Boone	1
Carroll	1
Clay	1
Cleburne	2
Craighead	32
Crawford	1
Cross	1
Faulkner	5
Franklin	1
Garland	3
Grant	1
Greene	4
Independence	3
Jackson	1
Jefferson	1
Lawrence	1
Logan	1
Lonoke	3
Madison	1
Marion	1
Mississippi	1
Pike	1
Poinsett	4
Pulaski	22
Randolph	3
Saline	5
Sebastian	3
Stone	1
Union	1
Van Buren	1
Washington	18
White	5
Woodruff	1
TOTAL	142

CLINICAL NURSE SPECIALISTS RESIDING AND LICENSED IN ARKANSAS BY EMPLOYMENT SETTING AND AGE - 2021

Employment Setting	20-29	30-39	40-49	50-59	Over 60	Total
Ambulatory Care Setting	0	5	11	8	8	32
Community Health	0	0	4	1	2	7
Correctional Facility	0	0	1	0	0	1

(continued)

CLINICAL NURSE SPECIALISTS RESIDING AND LICENSED IN ARKANSAS BY EMPLOYMENT SETTING AND AGE - 2021

Employment Setting	20-29	30-39	40-49	50-59	Over 60	Total
Dialysis Center	0	0	0	1	0	1
Home Health	0	0	1	1	1	3
Hospice	0	0	0	1	0	1
Hospital	1	9	13	14	12	49
No Entry	0	2	1	0	3	6
Nursing Home/Extended Care	0	0	2	1	1	4
Occupational Health	0	0	0	0	1	1
Other (Please specify)	0	3	3	8	6	20
School Health Service	0	1	0	0	0	1
School of Nursing	0	1	2	6	7	16
TOTAL	1	21	38	41	41	142

CLINICAL NURSE SPECIALISTS RESIDING AND LICENSED IN ARKANSAS BY EMPLOYMENT SETTING AND GENDER – 2021

Employment	Female	Male	Total
Ambulatory Care Setting	29	3	32
Community Health	7	0	7
Correctional Facility	0	1	1
Dialysis Center	1	0	1
Home Health	3	0	3
Hospice	1	0	1
Hospital	46	3	49
No Entry	6	0	6
Nursing Home/Extended Care	4	0	4
Occupational Health	1	0	1
Other (Please specify)	20	0	20
School Health Service	1	0	1
School of Nursing	16	0	16
TOTAL	135	7	142

CLINICAL NURSE SPECIALISTS RESIDING AND LICENSED IN ARKANSAS BY EMPLOYMENT SETTING AND EDUCATION LEVEL – 2021

Employment	Certificate	Diploma	Associate	Bachelor	Master	Doctorate	Not Given	Total
Ambulatory Care Setting	0	0	0	0	30	2	0	32
Community Health	0	0	0	0	6	1	0	7
Correctional Facility	0	0	0	0	1	0	0	1
Dialysis Center	0	0	0	0	0	1	0	1
Home Health	0	0	0	0	3	0	0	3
Hospice	0	0	0	0	1	0	0	1
Hospital	0	0	0	1	35	13	0	49
No Entry	0	0	0	0	5	1	0	6
Nursing Home/Extended Care	0	0	0	0	4	0	0	4

(continued)

CLINICAL NURSE SPECIALISTS RESIDING AND LICENSED IN ARKANSAS BY EMPLOYMENT SETTING AND EDUCATION LEVEL – 2021

Employment	Certificate	Diploma	Associate	Bachelor	Master	Doctorate	Not Given	Total
Occupational Health	0	0	0	0	1	0	0	1
Other (Please specify)	0	0	0	0	20	0	0	20
School Health Service	0	0	0	0	1	0	0	1
School of Nursing	0	0	0	0	4	12	0	16
TOTAL	0	0	0	1	111	30	0	142

CLINICAL NURSE SPECIALISTS RESIDING AND LICENSED IN ARKANSAS BY COUNTY AND EDUCATION LEVEL - 2021

County	Certificate	Diploma	Associate	Bachelor	Master	Doctorate	Not Given	Total
Baxter	0	0	0	0	3	1	0	4
Benton	0	0	0	0	5	2	0	7
Boone	0	0	0	0	1	0	0	1
Carroll	0	0	0	0	1	0	0	1
Clay	0	0	0	0	1	0	0	1
Cleburne	0	0	0	0	2	0	0	2
Craighead	0	0	0	1	28	3	0	32
Crawford	0	0	0	0	1	0	0	1
Cross	0	0	0	0	0	1	0	1
Faulkner	0	0	0	0	4	1	0	5
Franklin	0	0	0	0	1	0	0	1
Garland	0	0	0	0	3	0	0	3
Grant	0	0	0	0	0	1	0	1
Greene	0	0	0	0	3	1	0	4
Independence	0	0	0	0	1	2	0	3
Jackson	0	0	0	0	1	0	0	1
Jefferson	0	0	0	0	0	1	0	1
Lawrence	0	0	0	0	1	0	0	1
Logan	0	0	0	0	1	0	0	1
Lonoke	0	0	0	0	1	2	0	3
Madison	0	0	0	0	1	0	0	1
Marion	0	0	0	0	1	0	0	1
Mississippi	0	0	0	0	1	0	0	1
Pike	0	0	0	0	1	0	0	1
Poinsett	0	0	0	0	4	0	0	4
Pulaski	0	0	0	0	16	6	0	22
Randolph	0	0	0	0	3	0	0	3
Saline	0	0	0	0	3	2	0	5
Sebastian	0	0	0	0	2	1	0	3
Stone	0	0	0	0	1	0	0	1
Union	0	0	0	0	0	1	0	1
Van Buren	0	0	0	0	1	0	0	1
Washington	0	0	0	0	15	3	0	18
White	0	0	0	0	4	1	0	5
Woodruff	0	0	0	0	0	1	0	1
TOTAL	0	0	0	1	111	30	0	142

CLINICAL NURSE SPECIALISTS RESIDING AND LICENSED IN ARKANSAS BY COUNTY AND AGE - 2021

County	20-29	30-39	40-49	50-59	Over 60	Total
Baxter	0	0	2	2	0	4
Benton	0	1	1	1	4	7
Boone	0	0	1	0	0	1
Carroll	0	0	0	0	1	1
Clay	0	1	0	0	0	1
Cleburne	0	0	0	1	1	2
Craighead	1	9	9	10	3	32
Crawford	0	0	0	1	0	1
Cross	0	0	0	0	1	1
Faulkner	0	0	1	2	2	5
Franklin	0	0	0	0	1	1
Garland	0	0	0	1	2	3
Grant	0	0	1	0	0	1
Greene	0	1	2	1	0	4
Independence	0	0	2	1	0	3
Jackson	0	0	0	1	0	1
Jefferson	0	0	1	0	0	1
Lawrence	0	0	1	0	0	1
Logan	0	0	0	0	1	1
Lonoke	0	0	0	2	1	3
Madison	0	0	0	1	0	1
Marion	0	0	0	1	0	1
Mississippi	0	0	0	0	1	1
Pike	0	0	0	1	0	1
Poinsett	0	0	3	1	0	4
Pulaski	0	0	5	4	13	22
Randolph	0	1	0	2	0	3
Saline	0	1	0	2	2	5
Sebastian	0	0	0	1	2	3
Stone	0	1	0	0	0	1
Union	0	0	0	0	1	1
Van Buren	0	0	0	0	1	1
Washington	0	5	7	3	3	18
White	0	1	1	2	1	5
Woodruff	0	0	1	0	0	1
TOTAL	1	21	38	41	41	142

LICENSED PRACTICAL NURSES RESIDING AND LICENSED IN ARKANSAS BY COUNTY OF RESIDENCE – 2021

County	Total
Arkansas	86
Ashley	187
Baxter	257
Benton	610
Boone	182
Bradley	106
Calhoun	38
Carroll	58
Chicot	47
Clark	105
Clay	95
Cleburne	131
Cleveland	61
Columbia	116
Conway	115
Craighead	655
Crawford	346
Crittenden	182
Cross	102
Dallas	58
Desha	83
Drew	140
Faulkner	551
Franklin	142
Fulton	114
Garland	531
Grant	115
Greene	245
Hempstead	130
Hot Spring	262
Howard	127
Independence	245
Izard	167
Jackson	106
Jefferson	330
Johnson	104
Lafayette	63
Lawrence	145
Lee	32
Lincoln	61
Little River	108
Logan	160

(continued)

LICENSED PRACTICAL NURSES RESIDING AND LICENSED IN ARKANSAS BY COUNTY OF RESIDENCE – 2021

Lonoke	341
Madison	61
Marion	67
Miller	262
Mississippi	200
Monroe	25
Montgomery	54
Nevada	61
Newton	31
Ouachita	186
Perry	69
Phillips	61
Pike	64
Poinsett	156
Polk	156
Pope	236
Prairie	38
Pulaski	1,208
Randolph	123
Saint Francis	92
Saline	586
Scott	74
Searcy	57
Sebastian	453
Sevier	140
Sharp	184
Stone	92
Union	357
Van Buren	109
Washington	657
White	370
Woodruff	35
Yell	82
TOTAL	14,185

LICENSED PRACTICAL NURSES RESIDING AND LICENSED IN ARKANSAS BY EMPLOYMENT SETTING AND AGE - 2021

Employment Setting	20-29	30-39	40-49	50-59	Over 60	Total
Ambulatory Care Setting	61	186	183	166	137	733
Assisted Living Facility	80	131	129	104	79	523
Community Health	129	203	177	157	97	763
Correctional Facility	35	62	81	58	42	278

(continued)

LICENSED PRACTICAL NURSES RESIDING AND LICENSED IN ARKANSAS BY EMPLOYMENT SETTING AND AGE - 2021

Employment Setting	20-29	30-39	40-49	50-59	Over 60	Total
Dialysis Center	8	17	24	19	6	74
Home Health	52	190	193	138	77	650
Hospice	9	18	26	14	8	75
Hospital	263	311	278	288	270	1,410
Insurance Claims/Benefits	1	35	37	25	26	124
No entry	831	802	579	502	752	3,471
Nursing Home/Extended Care	479	903	830	696	520	3,428
Occupational Health	2	19	18	32	20	91
Other (Please specify)	192	439	428	361	295	1,715
Policy/Planning/Regulatory/Licensing Agency	0	1	1	0	1	3
Public Health	108	180	121	82	43	534
School Health Service	10	74	74	73	55	286
School of Nursing	3	3	5	4	12	27
TOTAL	2,263	3,574	3,184	2,719	2,440	14,185

LICENSED PRACTICAL NURSES RESIDING AND LICENSED IN ARKANSAS BY EMPLOYMENT SETTING AND GENDER – 2021

Employment	Female	Male	Total
Ambulatory Care Setting	693	40	733
Assisted Living Facility	492	31	523
Community Health	729	34	763
Correctional Facility	253	25	278
Dialysis Center	68	6	74
Home Health	611	39	650
Hospice	68	7	75
Hospital	1,223	187	1,410
Insurance Claims/Benefits	116	8	124
No Entry	3,179	292	3,471
Nursing Home/Extended Care	3,157	271	3,428
Occupational Health	78	13	91
Other (please specify)	1,647	68	1,715
Policy/Planning/Regulatory/Licensing Agency	3	0	3
Public Health	522	12	534
School Health Service	280	6	286
School of Nursing	27	0	27
TOTAL	13,146	1,039	14,185

LICENSED PRACTICAL NURSES RESIDING AND LICENSED IN ARKANSAS BY EMPLOYMENT SETTING AND EDUCATION LEVEL – 2021

Employment	Certificate	Diploma	Associate	Bachelor	Master	Doctorate	Not Given	Total
Ambulatory Care Setting	604	81	45	2	1	0	0	733
Assisted Living Facility	397	70	54	2	0	0	0	523

(continued)

LICENSED PRACTICAL NURSES RESIDING AND LICENSED IN ARKANSAS BY EMPLOYMENT SETTING AND EDUCATION LEVEL – 2021

Employment	Certificate	Diploma	Associate	Bachelor	Master	Doctorate	Not Given	Total
Community Health	625	68	64	6	0	0	0	763
Correctional Facility	210	31	37	0	0	0	0	278
Dialysis Center	56	8	9	1	0	0	0	74
Home Health	529	54	61	6	0	0	0	650
Hospice	56	9	9	1	0	0	0	75
Hospital	1,094	131	173	9	3	0	0	1,410
Insurance Claims/Benefits	95	19	9	1	0	0	0	124
No entry	3,017	220	215	9	2	0	8	3,471
Nursing Home/Extended Care	2,677	373	372	4	0	2	0	3,428
Occupational Health	77	5	8	1	0	0	0	91
Other (please specify)	1,378	187	139	10	1	0	0	1,715
Policy/Planning/Regulatory/ Licensing Agency	3	0	0	0	0	0	0	3
Public Health	431	50	51	2	0	0	0	534
School Health Service	235	24	23	4	0	0	0	286
School of Nursing	22	5	0	0	0	0	0	27
TOTAL	11,506	1,335	1,269	58	7	2	8	14,185

LICENSED PRACTICAL NURSES RESIDING AND LICENSED IN ARKANSAS BY COUNTY AND EDUCATION LEVEL – 2021

County	Certificate	Diploma	Associate	Bachelor	Master	Doctorate	Not Given	Total
Arkansas	77	8	1	0	0	0	0	86
Ashley	157	13	16	1	0	0	0	187
Baxter	227	12	18	0	0	0	0	257
Benton	525	52	32	0	1	0	0	610
Boone	157	10	15	0	0	0	0	182
Bradley	90	9	6	1	0	0	0	106
Calhoun	34	2	2	0	0	0	0	38
Carroll	50	5	3	0	0	0	0	58
Chicot	37	3	7	0	0	0	0	47
Clark	87	8	10	0	0	0	0	105
Clay	86	6	3	0	0	0	0	95
Cleburne	107	14	9	1	0	0	0	131
Cleveland	48	7	6	0	0	0	0	61
Columbia	96	7	13	0	0	0	0	116
Conway	90	13	11	0	0	0	1	115
Craighead	544	44	59	5	2	0	1	655
Crawford	262	24	60	0	0	0	0	346
Crittenden	145	25	11	1	0	0	0	182
Cross	81	12	9	0	0	0	0	102
Dallas	41	13	4	0	0	0	0	58
Desha	72	5	6	0	0	0	0	83

(continued)

LICENSED PRACTICAL NURSES RESIDING AND LICENSED IN ARKANSAS BY COUNTY AND EDUCATION LEVEL – 2021

County	Certificate	Diploma	Associate	Bachelor	Master	Doctorate	Not Given	Total
Drew	115	8	17	0	0	0	0	140
Faulkner	410	90	48	3	0	0	0	551
Franklin	99	8	35	0	0	0	0	142
Fulton	93	10	11	0	0	0	0	114
Garland	436	53	40	2	0	0	0	531
Grant	89	15	10	0	1	0	0	115
Greene	210	14	19	2	0	0	0	245
Hempstead	109	4	17	0	0	0	0	130
Hot Spring	211	28	23	0	0	0	0	262
Howard	108	5	13	0	0	0	1	127
Independence	191	22	30	2	0	0	0	245
Izard	133	11	21	0	2	0	0	167
Jackson	84	9	13	0	0	0	0	106
Jefferson	246	35	48	1	0	0	0	330
Johnson	77	4	23	0	0	0	0	104
Lafayette	55	2	5	1	0	0	0	63
Lawrence	119	8	16	1	0	0	1	145
Lee	26	2	3	0	0	0	1	32
Lincoln	37	12	10	2	0	0	0	61
Little River	95	2	11	0	0	0	0	108
Logan	113	17	30	0	0	0	0	160
Lonoke	272	49	19	1	0	0	0	341
Madison	53	7	1	0	0	0	0	61
Marion	59	3	4	0	0	1	0	67
Miller	242	6	13	0	0	1	0	262
Mississippi	176	6	17	1	0	0	0	200
Monroe	20	4	1	0	0	0	0	25
Montgomery	43	7	3	1	0	0	0	54
Nevada	52	3	6	0	0	0	0	61
Newton	26	1	4	0	0	0	0	31
Ouachita	159	19	8	0	0	0	0	186
Perry	44	20	4	1	0	0	0	69
Phillips	51	3	7	0	0	0	0	61
Pike	57	2	4	1	0	0	0	64
Poinsett	134	6	15	1	0	0	0	156
Polk	135	8	12	1	0	0	0	156
Pope	182	25	28	1	0	0	0	236
Prairie	30	2	6	0	0	0	0	38
Pulaski	889	215	90	13	1	0	0	1,208
Randolph	99	9	15	0	0	0	0	123
Saint Francis	81	5	6	0	0	0	0	92
Saline	431	103	47	5	0	0	0	586

(continued)

LICENSED PRACTICAL NURSES RESIDING AND LICENSED IN ARKANSAS BY COUNTY AND EDUCATION LEVEL – 2021

County	Certificate	Diploma	Associate	Bachelor	Master	Doctorate	Not Given	Total
Scott	60	5	9	0	0	0	0	74
Searcy	48	6	3	0	0	0	0	57
Sebastian	368	32	51	2	0	0	0	453
Sevier	127	3	10	0	0	0	0	140
Sharp	141	17	25	1	0	0	0	184
Stone	71	12	7	1	0	0	1	92
Union	307	24	24	2	0	0	0	357
Van Buren	94	9	6	0	0	0	0	109
Washington	577	37	39	2	0	0	2	657
White	314	27	29	0	0	0	0	370
Woodruff	30	3	2	0	0	0	0	35
Yell	65	6	10	1	0	0	0	82
TOTAL	11,506	1,335	1,269	58	7	2	8	14,185

LICENSED PRACTICAL NURSES RESIDING AND LICENSED IN ARKANSAS BY COUNTY AND AGE - 2021

County	20-29	30-39	40-49	50-59	Over 60	Total
Arkansas	7	14	17	19	29	86
Ashley	34	50	41	43	19	187
Baxter	34	78	54	43	48	257
Benton	78	161	132	120	119	610
Boone	37	40	34	39	32	182
Bradley	12	28	30	24	12	106
Calhoun	6	11	5	5	11	38
Carroll	14	11	9	13	11	58
Chicot	1	13	8	13	12	47
Clark	18	19	22	23	23	105
Clay	14	18	21	19	23	95
Cleburne	17	26	31	29	28	131
Cleveland	1	16	21	12	11	61
Columbia	14	35	28	25	14	116
Conway	11	26	21	32	25	115
Craighead	153	161	135	120	86	655
Crawford	34	76	103	80	52	346
Crittenden	16	52	41	42	31	182
Cross	16	31	28	15	12	102
Dallas	9	15	10	13	11	58
Desha	18	20	19	14	12	83
Drew	27	47	35	22	9	140
Faulkner	102	158	111	105	75	551
Franklin	27	38	30	23	23	142
Fulton	26	31	23	22	12	114

(continued)

LICENSED PRACTICAL NURSES RESIDING AND LICENSED IN ARKANSAS BY COUNTY AND AGE - 2021

County	20-29	30-39	40-49	50-59	Over 60	Total
Garland	79	128	107	115	102	531
Grant	21	30	24	25	15	115
Greene	56	53	63	47	26	245
Hempstead	32	39	33	19	7	130
Hot Spring	55	54	56	56	41	262
Howard	21	41	32	20	13	127
Independence	53	64	59	38	31	245
Izard	41	36	38	28	24	167
Jackson	19	29	19	17	22	106
Jefferson	18	59	76	84	93	330
Johnson	15	25	15	25	24	104
Lafayette	15	19	11	14	4	63
Lawrence	35	28	32	28	22	145
Lee	6	6	11	3	6	32
Lincoln	3	12	16	18	12	61
Little River	29	28	23	14	14	108
Logan	23	38	40	31	28	160
Lonoke	55	94	79	62	51	341
Madison	5	18	12	9	17	61
Marion	5	10	17	24	11	67
Miller	36	74	51	60	41	262
Mississippi	44	63	46	25	22	200
Monroe	3	8	3	5	6	25
Montgomery	10	10	5	10	19	54
Nevada	5	24	13	13	6	61
Newton	7	6	5	8	5	31
Ouachita	24	48	39	39	36	186
Perry	14	21	13	8	13	69
Phillips	10	16	13	14	8	61
Pike	8	18	9	16	13	64
Poinsett	32	37	31	36	20	156
Polk	38	38	21	29	30	156
Pope	43	48	46	47	52	236
Prairie	6	9	10	8	5	38
Pulaski	114	298	302	209	285	1,208
Randolph	33	33	26	17	14	123
Saint Francis	16	14	24	15	23	92
Saline	62	173	147	90	114	586
Scott	18	15	17	11	11	74
Searcy	10	10	17	11	9	57
Sebastian	35	102	116	101	98	453

(continued)

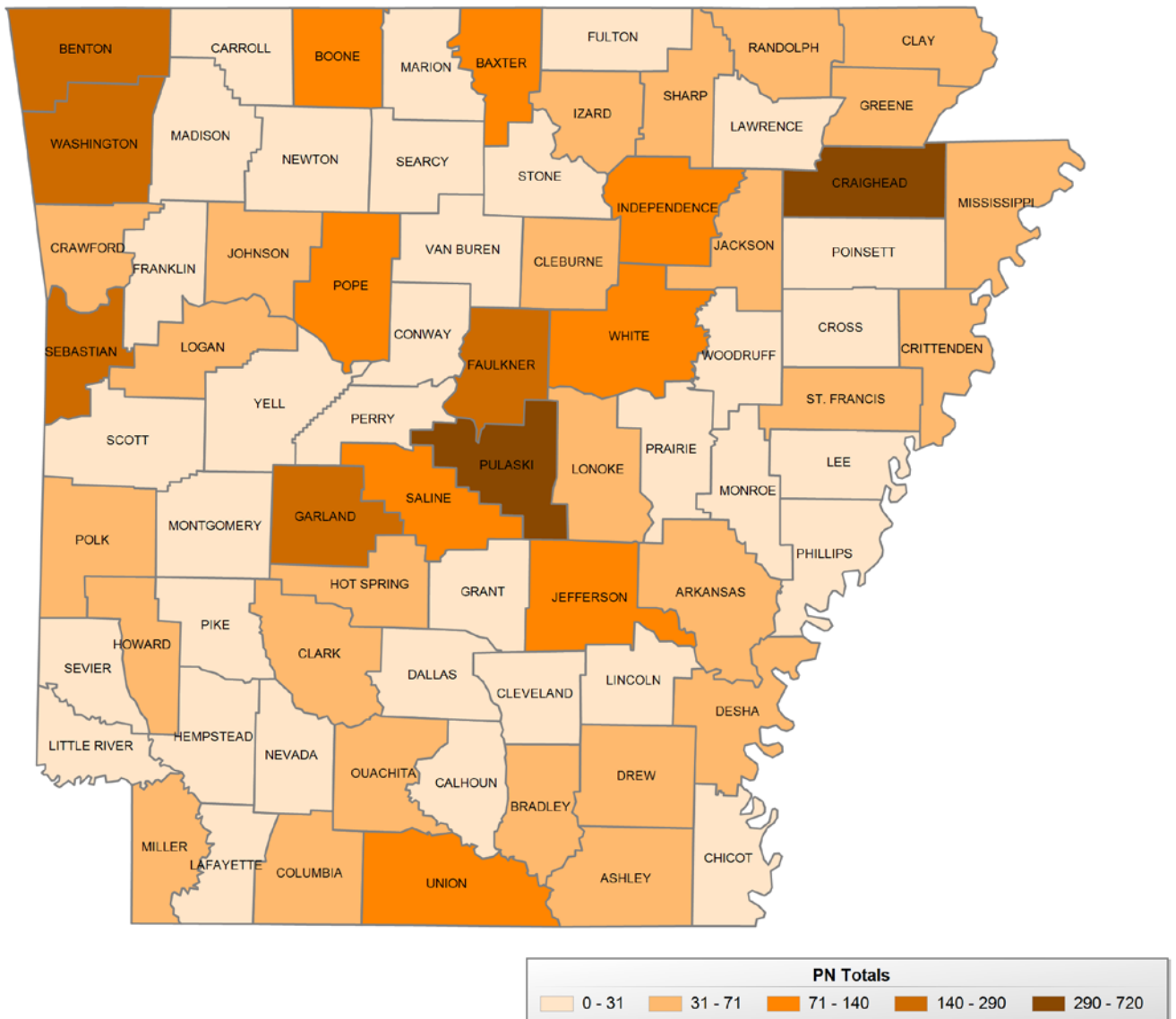
LICENSED PRACTICAL NURSES RESIDING AND LICENSED IN ARKANSAS BY COUNTY AND AGE - 2021

County	20-29	30-39	40-49	50-59	Over 60	Total
Sevier	46	36	19	22	17	140
Sharp	31	47	47	34	25	184
Stone	28	20	22	9	13	92
Union	68	92	97	59	41	357
Van Buren	17	27	23	24	18	109
Washington	103	175	162	107	110	657
White	74	99	68	72	57	370
Woodruff	6	8	10	7	4	35
Yell	10	19	10	21	22	82
TOTAL	2,263	3,574	3,184	2,719	2,440	14,185

HEAT MAP OF LICENSED PRACTICAL NURSES RESIDING AND LICENSED IN ARKANSAS BY COUNTY – 2021

The map shows the LPN workforce of nurses per county based on employment zip code

Heat Map provided by Nursys®



LICENSED PSYCHIATRIC TECHNICIAN NURSES RESIDING AND LICENSED IN ARKANSAS BY COUNTY OF RESIDENCE – 2021

County	Total
Carroll	1
Cleburne	1
Crawford	2
Faulkner	2
Garland	1
Hot Spring	3
Lonoke	1
Pope	2
Pulaski	25
Saline	16
Sebastian	2
Van Buren	1
Washington	1
TOTAL	58

LICENSED PSYCHIATRIC TECHNICIAN NURSES RESIDING AND LICENSED IN ARKANSAS BY EMPLOYMENT SETTING AND AGE - 2021

Employment Setting	20-29	30-39	40-49	50-59	Over 60	Total
Ambulatory Care Setting	0	0	0	1	0	1
Community Health	0	0	0	0	1	1
Correctional Facility	0	0	0	0	1	1
Home Health	0	0	0	1	0	1
Hospital	0	0	0	2	5	7
No Entry	0	0	1	4	21	26
Nursing Home/Extended Care	0	0	0	4	8	12
Other (Please specify)	0	0	0	3	4	7
School Health Service	0	0	0	1	1	2
TOTAL	0	0	1	16	41	58

LICENSED PSYCHIATRIC TECHNICIAN NURSES RESIDING AND LICENSED IN ARKANSAS BY EMPLOYMENT SETTING AND GENDER – 2021

Employment	Female	Male	Total
Ambulatory Care Setting	1	0	1
Community Health	1	0	1
Correctional Facility	1	0	1
Home Health	1	0	1
Hospital	6	1	7
No Entry	19	7	26
Nursing Home/Extended Care	12	0	12
Other (Please specify)	7	0	7
School Health Service	2	0	2
TOTAL	50	8	58

**LICENSED PSYCHIATRIC TECHNICIAN NURSES RESIDING AND LICENSED IN ARKANSAS
BY EMPLOYMENT SETTING AND EDUCATION LEVEL – 2021**

Employment	Certificate	Diploma	Associate	Bachelor	Master	Doctorate	Not Given	Total
Ambulatory Care Setting	1	0	0	0	0	0	0	1
Community Health	1	0	0	0	0	0	0	1
Correctional Facility	1	0	0	0	0	0	0	1
Home Health	1	0	0	0	0	0	0	1
Hospital	7	0	0	0	0	0	0	7
No Entry	26	0	0	0	0	0	0	26
Nursing Home/Extended Care	12	0	0	0	0	0	0	12
Other (Please specify)	7	0	0	0	0	0	0	7
School Health Service	2	0	0	0	0	0	0	2
TOTAL	58	0	0	0	0	0	0	58

LICENSED PSYCHIATRIC TECHNICIAN NURSES RESIDING AND LICENSED IN ARKANSAS BY COUNTY AND EDUCATION LEVEL - 2021

County	Certificate	Diploma	Associate	Bachelor	Master	Doctorate	Not Given	Total
Carroll	1	0	0	0	0	0	0	1
Cleburne	1	0	0	0	0	0	0	1
Crawford	2	0	0	0	0	0	0	2
Faulkner	2	0	0	0	0	0	0	2
Garland	1	0	0	0	0	0	0	1
Hot Spring	3	0	0	0	0	0	0	3
Lonoke	1	0	0	0	0	0	0	1
Pope	2	0	0	0	0	0	0	2
Pulaski	25	0	0	0	0	0	0	25
Saline	16	0	0	0	0	0	0	16
Sebastian	2	0	0	0	0	0	0	2
Van Buren	1	0	0	0	0	0	0	1
Washington	1	0	0	0	0	0	0	1
TOTAL	58	0	0	0	0	0	0	58

LICENSED PSYCHIATRIC TECHNICIAN NURSES RESIDING AND LICENSED IN ARKANSAS BY COUNTY AND AGE - 2021

County	20-29	30-39	40-49	50-59	Over 60	Total
Carroll	0	0	1	0	0	1
Cleburne	0	0	0	1	0	1
Crawford	0	0	0	0	2	2
Faulkner	0	0	0	0	2	2
Garland	0	0	0	0	1	1
Hot Spring	0	0	0	1	2	3
Lonoke	0	0	0	0	1	1
Pope	0	0	0	0	2	2
Pulaski	0	0	0	8	17	25
Saline	0	0	0	5	11	16
Sebastian	0	0	0	0	2	2
Van Buren	0	0	0	0	1	1
Washington	0	0	0	1	0	1
TOTAL	0	0	1	16	41	58

MEDICATION ASSISTANT CERTIFICATE HOLDERS RESIDING AND LICENSED IN ARKANSAS BY COUNTY OF RESIDENCE – 2021

County	Total
Arkansas	2
Boone	4
Clark	2
Garland	5
Madison	1
Mississippi	1
Van Buren	7
Washington	1
TOTAL	23

MEDICATION ASSISTANT CERTIFICATE HOLDERS RESIDING AND LICENSED IN ARKANSAS BY COUNTY AND EDUCATION LEVEL - 2021

County	Certificate	Diploma	Associate	Bachelor	Master	Doctorate	Not Given	Total
Arkansas	2	0	0	0	0	0	0	2
Boone	4	0	0	0	0	0	0	4
Clark	2	0	0	0	0	0	0	2
Garland	5	0	0	0	0	0	0	5
Madison	1	0	0	0	0	0	0	1
Mississippi	1	0	0	0	0	0	0	1
Van Buren	7	0	0	0	0	0	0	7
Washington	1	0	0	0	0	0	0	1
TOTAL	23	0	0	0	0	0	0	23

MEDICATION ASSISTANT CERTIFICATE HOLDERS RESIDING AND LICENSED IN ARKANSAS BY COUNTY AND AGE – 2021

County	20-29	30-39	40-49	50-59	Over 60	Total
Arkansas	0	0	2	0	0	2
Boone	0	3	0	0	1	4
Clark	0	0	0	1	1	2
Garland	0	1	3	1	0	5
Madison	0	0	1	0	0	1
Mississippi	0	1	0	0	0	1
Van Buren	0	5	0	1	1	7
Washington	0	0	0	1	0	1
TOTAL	0	10	6	4	3	23

REGISTERED NURSES RESIDING AND LICENSED IN ARKANSAS BY COUNTY OF RESIDENCE – 2021	
County	Total
Arkansas	183
Ashley	219
Baxter	703
Benton	2,830
Boone	473
Bradley	113
Calhoun	34
Carroll	208
Chicot	103
Clark	261
Clay	145
Cleburne	312
Cleveland	166
Columbia	294
Conway	266
Craighead	1,983
Crawford	668
Crittenden	585
Cross	277
Dallas	59
Desha	118
Drew	216
Faulkner	2,263
Franklin	197
Fulton	190
Garland	1,813
Grant	350
Greene	712
Hempstead	194
Hot Spring	462
Howard	160
Independence	569
Izard	243
Jackson	141
Jefferson	951
Johnson	149
Lafayette	64
Lawrence	212
Lee	76
Lincoln	160
Little River	152
Logan	221

(continued)

REGISTERED NURSES RESIDING AND LICENSED IN ARKANSAS BY COUNTY OF RESIDENCE – 2021	
County	Total
Lonoke	1,418
Madison	152
Marion	182
Miller	603
Mississippi	365
Monroe	72
Montgomery	115
Nevada	93
Newton	74
Ouachita	220
Perry	162
Phillips	183
Pike	130
Poinsett	208
Polk	203
Pope	677
Prairie	80
Pulaski	6,831
Randolph	300
Saint Francis	224
Saline	3,110
Scott	106
Searcy	100
Sebastian	1,549
Sevier	170
Sharp	264
Union	481
Van Buren	182
Washington	2,959
White	1,128
Woodruff	70
Yell	176
TOTAL	42,251

REGISTERED NURSES RESIDING AND LICENSED IN ARKANSAS BY EMPLOYMENT SETTING AND AGE - 2021						
Employment Setting	20-29	30-39	40-49	50-59	Over 60	Total
Ambulatory Care Setting	201	987	949	786	610	3,533
Assisted Living Facility	19	38	45	24	34	160
Community Health	73	279	233	190	130	905
Correctional Facility	8	47	49	45	27	176
Dialysis Center	31	99	115	110	51	406
Home Health	73	336	359	331	264	1,363
Hospice	37	199	197	179	173	785
Hospital	3,249	5,388	4,350	3,635	2,477	19,099
Insurance Claims/Benefits	11	128	212	182	103	636
No Entry	1,746	1,392	946	1,023	2,651	7,758
Nursing Home/Extended Care	156	420	410	317	324	1,627
Occupational Health	11	36	50	50	50	197
Other (Please specify)	211	855	822	777	593	3,258
Policy/Planning/Regulatory/Licensing Agency	1	13	12	34	28	88
Public Health	48	171	183	150	118	670
School Health Service	30	202	282	224	151	889
School of Nursing	21	143	170	181	186	701
TOTAL	5,926	10,733	9,384	8,238	7,970	42,251

REGISTERED NURSES RESIDING AND LICENSED IN ARKANSAS BY EMPLOYMENT SETTING AND GENDER – 2021			
Employment	Female	Male	Total
Ambulatory Care Setting	3,245	288	3,533
Assisted Living Facility	147	13	160
Community Health	844	61	905
Correctional Facility	149	27	176
Dialysis Center	368	38	406
Home Health	1,281	82	1,363
Hospice	728	57	785
Hospital	16,264	2,835	19,099
Insurance Claims/Benefits	611	25	636
No Entry	6,933	825	7,758
Nursing Home/Extended Care	1,515	112	1,627
Occupational Health	171	26	197
Other (please specify)	2,987	271	3,258
Policy/Planning/Regulatory/Licensing Agency	81	7	88
Public Health	643	27	670
School Health Service	873	16	889
School of Nursing	668	33	701
TOTAL	37,508	4,743	42,251

REGISTERED NURSES RESIDING AND LICENSED IN ARKANSAS BY EMPLOYMENT SETTING AND EDUCATION LEVEL – 2021								
Employment	Certificate	Diploma	Associate	Bachelor	Master	Doctorate	Not Given	Total
Ambulatory Care Setting	31	338	927	1,008	1,123	106	0	3,533
Assisted Living Facility	21	10	90	31	8	0	0	160
Community Health	17	70	317	190	287	24	0	905
Correctional Facility	10	27	75	30	34	0	0	176
Dialysis Center	1	41	231	108	24	1	0	406
Home Health	18	134	786	341	81	3	0	1,363
Hospice	5	102	450	189	38	1	0	785
Hospital	130	1,763	7,424	7,669	1,950	163	0	19,099
Insurance Claims/Benefits	1	135	243	225	30	2	0	636
No Entry	48	746	3,510	2,895	496	52	11	7,758
Nursing Home/Extended Care	100	147	1,006	252	114	8	0	1,627
Occupational Health	1	26	88	57	24	1	0	197
Other (please specify)	36	334	1,176	913	738	61	0	3,258
Policy/Planning/Regulatory/ Licensing Agency	0	13	39	24	11	1	0	88
Public Health	15	56	317	198	82	2	0	670
School Health Service	3	108	392	343	42	1	0	889
School of Nursing	2	12	67	159	297	164	0	701
TOTAL	439	4,062	17,138	14,632	5,379	590	11	42,251

REGISTERED NURSES RESIDING AND LICENSED IN ARKANSAS BY COUNTY AND EDUCATION LEVEL - 2021								
County	Certificate	Diploma	Associate	Bachelor	Master	Doctorate	Not Given	Total
Arkansas	0	29	88	47	19	0	0	183
Ashley	2	25	68	109	14	1	0	219
Baxter	10	32	372	180	99	10	0	703
Benton	7	149	1,208	1,040	379	45	2	2,830
Boone	5	10	293	104	60	1	0	473
Bradley	2	31	36	29	14	1	0	113
Calhoun	1	3	16	11	3	0	0	34
Carroll	2	9	107	65	24	1	0	208
Chicot	1	15	36	39	10	2	0	103
Clark	2	11	104	111	31	2	0	261
Clay	5	0	96	24	20	0	0	145
Cleburne	6	37	146	89	32	2	0	312
Cleveland	0	57	47	42	20	0	0	166
Columbia	4	6	159	88	32	5	0	294
Conway	5	38	88	99	32	4	0	266
Craighead	32	42	791	759	323	36	0	1,983
Crawford	4	17	365	219	58	5	0	668
Crittenden	6	42	246	200	80	11	0	585
Cross	2	10	171	64	28	2	0	277
Dallas	1	5	24	24	4	1	0	59
Desha	1	19	35	53	9	1	0	118

(continued)

REGISTERED NURSES RESIDING AND LICENSED IN ARKANSAS BY COUNTY AND EDUCATION LEVEL - 2021								
County	Certificate	Diploma	Associate	Bachelor	Master	Doctorate	Not Given	Total
Drew	1	35	64	82	30	4	0	216
Faulkner	20	338	599	975	301	30	0	2,263
Franklin	2	4	103	64	22	2	0	197
Fulton	3	4	127	38	18	0	0	190
Garland	12	140	901	503	238	19	0	1,813
Grant	2	91	108	107	38	3	1	350
Greene	10	11	358	216	104	13	0	712
Hempstead	5	3	99	59	26	2	0	194
Hot Spring	9	41	235	119	54	4	0	462
Howard	1	3	85	61	9	1	0	160
Independence	10	24	324	124	80	7	0	569
Izard	6	12	156	38	30	1	0	243
Jackson	3	9	92	24	13	0	0	141
Jefferson	9	230	285	290	122	15	0	951
Johnson	0	8	66	59	13	3	0	149
Lafayette	3	1	35	21	4	0	0	64
Lawrence	6	1	127	51	25	2	0	212
Lee	1	1	56	12	5	1	0	76
Lincoln	0	42	58	41	14	3	2	160
Little River	6	2	91	36	17	0	0	152
Logan	2	8	97	89	23	2	0	221
Lonoke	6	238	453	563	142	16	0	1,418
Madison	0	11	78	43	18	2	0	152
Marion	2	6	103	45	22	4	0	182
Miller	11	6	346	166	69	5	0	603
Mississippi	12	6	246	63	37	1	0	365
Monroe	0	3	42	18	8	1	0	72
Montgomery	1	6	74	29	5	0	0	115
Nevada	3	2	52	31	5	0	0	93
Newton	1	5	44	18	6	0	0	74
Ouachita	3	18	116	63	20	0	0	220
Perry	1	27	58	59	16	1	0	162
Phillips	2	1	118	38	21	3	0	183
Pike	0	7	67	44	12	0	0	130
Poinsett	10	5	109	65	19	0	0	208
Polk	17	3	117	42	20	3	1	203
Pope	10	47	174	352	76	18	0	677
Prairie	1	15	35	23	6	0	0	80
Pulaski	42	1,018	1,812	2,789	1,027	140	3	6,831
Randolph	4	5	198	58	34	1	0	300
Saint Francis	3	5	163	27	22	4	0	224
Saline	19	628	940	1,054	428	41	0	3,110

(continued)

REGISTERED NURSES RESIDING AND LICENSED IN ARKANSAS BY COUNTY AND EDUCATION LEVEL - 2021

County	Certificate	Diploma	Associate	Bachelor	Master	Doctorate	Not Given	Total
Scott	2	5	70	21	8	0	0	106
Searcy	0	2	62	25	10	1	0	100
Sebastian	13	38	711	604	158	25	0	1,549
Sevier	5	3	105	38	18	1	0	170
Sharp	12	8	160	57	25	2	0	264
Stone	5	10	105	41	8	0	0	169
Union	10	22	281	114	47	7	0	481
Van Buren	7	26	78	50	21	0	0	182
Washington	13	201	1,077	1,192	421	54	1	2,959
White	11	76	476	406	143	15	1	1,128
Woodruff	2	0	34	22	10	2	0	70
Yell	2	14	72	67	20	1	0	176
TOTAL	439	4,062	17,138	14,632	5,379	590	11	42,251

REGISTERED NURSES RESIDING AND LICENSED IN ARKANSAS BY COUNTY AND AGE - 2021

County	20-29	30-39	40-49	50-59	Over 60	Total
Arkansas	27	40	41	39	36	183
Ashley	44	37	57	53	28	219
Baxter	47	160	133	165	198	703
Benton	393	697	673	523	544	2,830
Boone	72	105	102	97	97	473
Bradley	12	30	28	22	21	113
Calhoun	3	12	6	8	5	34
Carroll	26	33	27	50	72	208
Chicot	13	23	27	19	21	103
Clark	45	70	58	52	36	261
Clay	20	35	28	34	28	145
Cleburne	36	57	71	71	77	312
Cleveland	23	30	44	45	24	166
Columbia	50	60	65	67	52	294
Conway	44	76	53	51	42	266
Craighead	318	586	449	341	289	1,983
Crawford	81	135	147	151	154	668
Crittenden	69	127	152	118	119	585
Cross	26	74	79	45	53	277
Dallas	11	13	11	12	12	59
Desha	20	31	26	19	22	118
Drew	31	53	51	42	39	216
Faulkner	384	708	471	384	316	2,263
Franklin	22	46	51	30	48	197
Fulton	28	39	47	41	35	190

(continued)

REGISTERED NURSES RESIDING AND LICENSED IN ARKANSAS BY COUNTY AND AGE - 2021						
County	20-29	30-39	40-49	50-59	Over 60	Total
Garland	205	356	383	418	451	1,813
Grant	58	92	95	76	29	350
Greene	77	212	178	142	103	712
Hempstead	25	50	45	39	35	194
Hot Spring	58	120	109	106	69	462
Howard	27	25	46	37	25	160
Independence	73	155	167	90	84	569
Izard	25	42	72	41	63	243
Jackson	19	36	31	25	30	141
Jefferson	118	218	237	191	187	951
Johnson	22	37	37	25	28	149
Lafayette	17	18	10	12	7	64
Lawrence	27	53	58	50	24	212
Lee	8	18	19	17	14	76
Lincoln	31	42	36	28	23	160
Little River	26	41	39	21	25	152
Logan	30	49	44	44	54	221
Lonoke	200	386	332	272	228	1,418
Madison	18	36	37	24	37	152
Marion	14	32	37	43	56	182
Miller	82	164	141	139	77	603
Mississippi	52	106	89	60	58	365
Monroe	11	15	15	21	10	72
Montgomery	14	23	28	24	26	115
Nevada	9	17	31	19	17	93
Newton	15	9	11	14	25	74
Ouachita	30	53	46	47	44	220
Perry	29	40	34	31	28	162
Phillips	21	36	42	43	41	183
Pike	15	26	38	33	18	130
Poinsett	32	37	65	47	27	208
Polk	28	52	44	38	41	203
Pope	109	200	129	131	108	677
Prairie	11	23	19	13	14	80
Pulaski	941	1,772	1,305	1,290	1,523	6,831
Randolph	43	96	77	55	29	300
Saint Francis	30	47	38	50	59	224
Saline	444	891	761	588	426	3,110
Scott	17	20	27	19	23	106
Searcy	9	26	28	17	20	100
Sebastian	235	338	325	330	321	1,549
Sevier	30	50	36	28	26	170

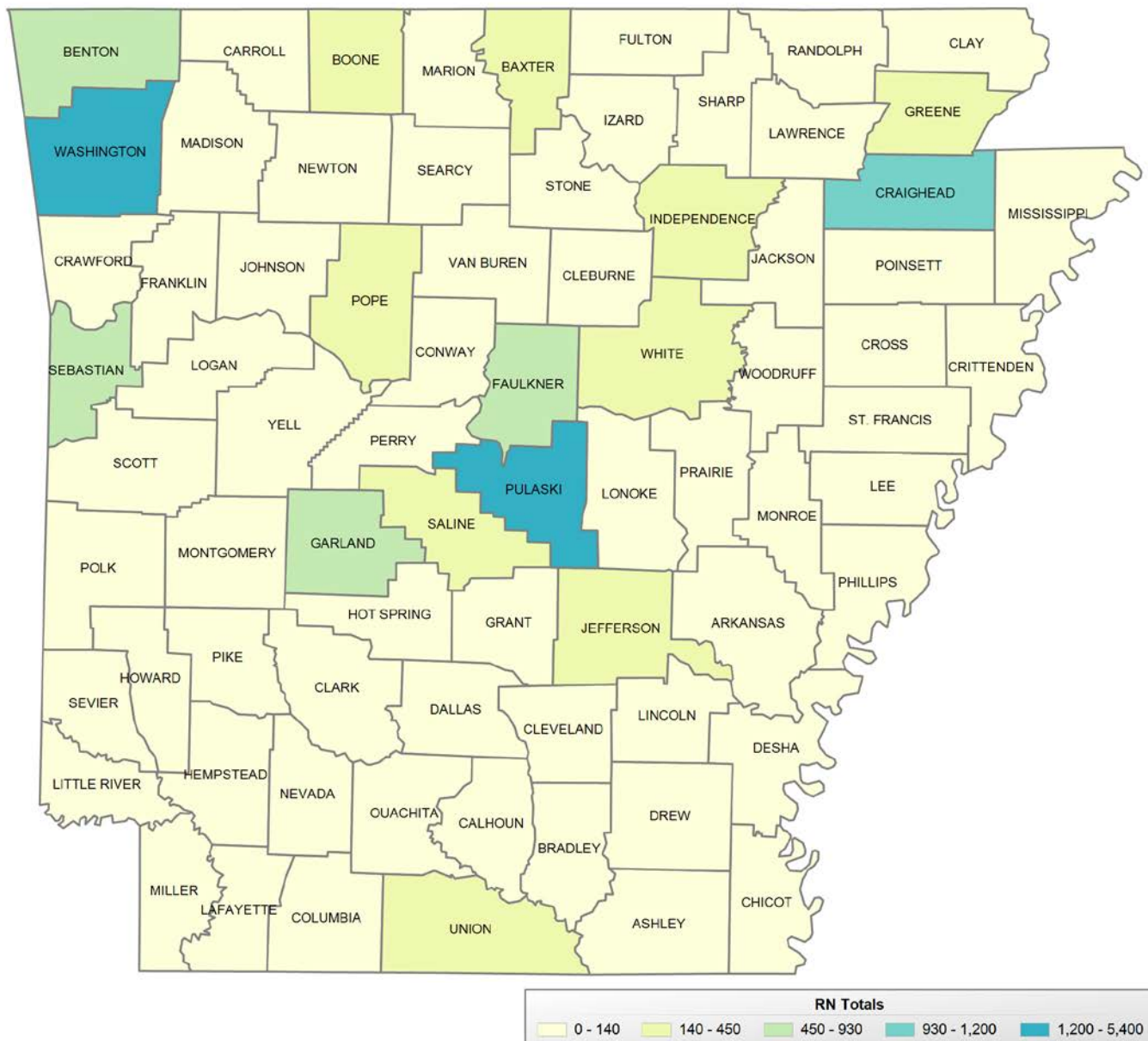
(continued)

REGISTERED NURSES RESIDING AND LICENSED IN ARKANSAS BY COUNTY AND AGE - 2021

County	20-29	30-39	40-49	50-59	Over 60	Total
Sharp	24	72	63	48	57	264
Stone	17	37	28	43	44	169
Union	62	122	102	89	106	481
Van Buren	28	35	33	41	45	182
Washington	473	775	620	518	573	2,959
White	159	289	246	231	203	1,128
Woodruff	12	16	17	13	12	70
Yell	21	51	37	38	29	176
TOTAL	5,926	10,733	9,384	8,238	7,970	42,251

HEAT MAP OF REGISTERED NURSES RESIDING AND LICENSED IN ARKANSAS BY COUNTY – 2021

The map shows the RN workforce of nurses per county based on employment zip code
Heat Map provided by Nursys®



REGISTERED NURSE PRACTITIONERS RESIDING AND LICENSED IN ARKANSAS BY COUNTY OF RESIDENCE – 2021

County	Total
Arkansas	2
Baxter	1
Benton	10
Carroll	2
Chicot	1
Clark	3
Columbia	2
Craighead	31
Crawford	1
Crittenden	4
Cross	3
Desha	1
Drew	1
Faulkner	17
Franklin	4
Fulton	1
Garland	19
Grant	2
Greene	6
Hempstead	1
Hot Spring	1
Howard	3
Independence	3
Jackson	3
Jefferson	5
Lawrence	4
Lonoke	13
Marion	1
Mississippi	2
Monroe	1
Ouachita	1
Perry	2
Phillips	1
Pike	2
Poinsett	4
Pope	7
Prairie	1
Pulaski	101
Randolph	4
Saline	28
Searcy	2
Sebastian	8

(continued)

REGISTERED NURSE PRACTITIONERS RESIDING AND LICENSED IN ARKANSAS BY COUNTY OF RESIDENCE – 2021

County	Total
Sharp	1
Stone	2
Union	2
Van Buren	1
Washington	10
White	12
Yell	1
TOTAL	338

REGISTERED NURSE PRACTITIONERS RESIDING AND LICENSED IN ARKANSAS BY EMPLOYMENT SETTING AND AGE - 2020

Employment Setting	20-29	30-39	40-49	50-59	Over 60	Total
Ambulatory Care Setting	0	0	1	22	30	53
Community Health	0	0	0	4	7	11
Correctional Facility	0	0	0	1	1	2
Dialysis Center	0	0	0	3	2	5
Home Health	0	0	0	2	5	7
Hospice	0	0	0	1	3	4
Hospital	0	0	3	49	32	84
Insurance Claims/Benefits	0	0	0	6	1	7
No Entry	0	0	0	22	69	91
Nursing Home/Extended Care	0	0	0	3	6	9
Occupational Health	0	0	0	0	4	4
Other (Please specify)	0	0	0	17	21	38
Public Health	0	0	1	4	1	6
School Health Service	0	0	0	6	4	10
School of Nursing	0	0	1	2	4	7
TOTAL	0	0	6	142	190	338

REGISTERED NURSE PRACTITIONERS RESIDING AND LICENSED IN ARKANSAS BY EMPLOYMENT SETTING AND GENDER – 2021

Employment	Female	Male	Total
Ambulatory Care Setting	46	7	53
Community Health	11	0	11
Correctional Facility	2	0	2
Dialysis Center	5	0	5
Home Health	6	1	7
Hospice	4	0	4
Hospital	78	6	84
Insurance Claims/Benefits	7	0	7
No Entry	86	5	91
Nursing Home/Extended Care	9	0	9
Occupational Health	3	1	4
Other (please specify)	37	1	38
Public Health	6	0	6
School Health Service	10	0	10
School of Nursing	7	0	7
TOTAL	317	21	338

REGISTERED NURSE PRACTITIONERS RESIDING AND LICENSED IN ARKANSAS BY EMPLOYMENT SETTING AND EDUCATION LEVEL – 2021

Employment	Certificate	Diploma	Associate	Bachelor	Master	Doctorate	Not Given	Total
Ambulatory Care Setting	0	0	2	33	16	2	0	53
Community Health	0	0	0	9	2	0	0	11
Correctional Facility	0	0	0	2	0	0	0	2
Dialysis Center	0	0	0	4	1	0	0	5
Home Health	0	0	0	5	2	0	0	7
Hospice	0	0	0	2	2	0	0	4
Hospital	0	0	0	59	21	4	0	84
Insurance Claims/Benefits	0	0	0	6	1	0	0	7
No Entry	1	1	9	56	21	3	0	91
Nursing Home/Extended Care	0	0	0	7	2	0	0	9
Occupational Health	0	0	0	2	2	0	0	4
Other (please specify)	0	0	2	18	15	3	0	38
Public Health	0	0	1	5	0	0	0	6
School Health Service	0	0	0	7	3	0	0	10
School of Nursing	0	0	0	0	3	4	0	7
TOTAL	1	1	14	215	91	16	0	338

REGISTERED NURSE PRACTITIONERS RESIDING AND LICENSED IN ARKANSAS BY COUNTY AND EDUCATION LEVEL - 2021

County	Certificate	Diploma	Associate	Bachelor	Master	Doctorate	Not Given	Total
Arkansas	0	0	0	1	1	0	0	2
Baxter	0	0	0	0	0	1	0	1
Benton	0	0	1	4	5	0	0	10
Carroll	0	0	0	2	0	0	0	2
Chicot	0	0	0	0	1	0	0	1
Clark	0	0	0	1	2	0	0	3
Columbia	0	0	0	2	0	0	0	2
Craighead	0	0	0	21	7	3	0	31
Crawford	0	0	0	0	1	0	0	1
Crittenden	0	0	1	0	3	0	0	4
Cross	0	0	0	2	0	1	0	3
Desha	0	0	0	0	1	0	0	1
Drew	0	0	0	0	1	0	0	1
Faulkner	0	0	0	12	4	1	0	17
Franklin	0	0	0	3	1	0	0	4
Fulton	0	0	1	0	0	0	0	1
Garland	0	1	0	11	6	1	0	19
Grant	0	0	0	2	0	0	0	2
Greene	0	0	1	4	1	0	0	6
Hempstead	0	0	0	0	1	0	0	1
Hot Spring	0	0	0	1	0	0	0	1
Howard	0	0	0	2	1	0	0	3
Independence	0	0	1	2	0	0	0	3
Jackson	0	0	0	2	1	0	0	3
Jefferson	0	0	1	2	1	1	0	5
Lawrence	0	0	1	3	0	0	0	4
Lonoke	0	0	2	9	1	1	0	13
Marion	0	0	0	1	0	0	0	1
Mississippi	0	0	0	1	1	0	0	2
Monroe	0	0	0	1	0	0	0	1
Ouachita	0	0	0	0	1	0	0	1
Perry	0	0	0	2	0	0	0	2
Phillips	0	0	0	1	0	0	0	1
Pike	0	0	0	1	1	0	0	2
Poinsett	0	0	0	4	0	0	0	4
Pope	0	0	0	4	1	2	0	7
Prairie	0	0	0	1	0	0	0	1
Pulaski	1	0	1	71	27	1	0	101
Randolph	0	0	0	4	0	0	0	4
Saline	0	0	1	22	5	0	0	28
Searcy	0	0	0	2	0	0	0	2
Sebastian	0	0	0	4	3	1	0	8

(continued)

REGISTERED NURSE PRACTITIONERS RESIDING AND LICENSED IN ARKANSAS BY COUNTY AND EDUCATION LEVEL - 2021

County	Certificate	Diploma	Associate	Bachelor	Master	Doctorate	Not Given	Total
Sharp	0	0	0	0	1	0	0	1
Stone	0	0	0	1	1	0	0	2
Union	0	0	0	0	2	0	0	2
Van Buren	0	0	0	0	1	0	0	1
Washington	0	0	3	2	4	1	0	10
White	0	0	0	7	4	1	0	12
Yell	0	0	0	0	0	1	0	1
TOTAL	1	1	14	215	91	16	0	338

REGISTERED NURSE PRACTITIONERS RESIDING AND LICENSED IN ARKANSAS BY COUNTY AND AGE - 2021

County	20-29	30-39	40-49	50-59	Over 60	Total
Arkansas	0	0	0	0	2	2
Baxter	0	0	0	1	0	1
Benton	0	0	1	4	5	10
Carroll	0	0	0	0	2	2
Chicot	0	0	0	0	1	1
Clark	0	0	0	2	1	3
Columbia	0	0	0	2	0	2
Craighead	0	0	1	19	11	31
Crawford	0	0	0	0	1	1
Crittenden	0	0	0	0	4	4
Cross	0	0	0	0	3	3
Desha	0	0	0	0	1	1
Drew	0	0	0	0	1	1
Faulkner	0	0	0	10	7	17
Franklin	0	0	0	0	4	4
Fulton	0	0	0	0	1	1
Garland	0	0	0	8	11	19
Grant	0	0	0	1	1	2
Greene	0	0	0	3	3	6
Hempstead	0	0	0	0	1	1
Hot Spring	0	0	0	0	1	1
Howard	0	0	0	0	3	3
Independence	0	0	0	2	1	3
Jackson	0	0	0	2	1	3
Jefferson	0	0	0	3	2	5
Lawrence	0	0	0	3	1	4
Lonoke	0	0	1	2	10	13
Marion	0	0	0	1	0	1
Mississippi	0	0	0	2	0	2
Monroe	0	0	0	1	0	1
Ouachita	0	0	1	0	0	1

(continued)

REGISTERED NURSE PRACTITIONERS RESIDING AND LICENSED IN ARKANSAS BY COUNTY AND AGE - 2021

County	20-29	30-39	40-49	50-59	Over 60	Total
Perry	0	0	0	1	1	2
Phillips	0	0	0	1	0	1
Pike	0	0	0	1	1	2
Poinsett	0	0	0	4	0	4
Pope	0	0	1	1	5	7
Prairie	0	0	0	1	0	1
Pulaski	0	0	1	34	66	101
Randolph	0	0	0	4	0	4
Saline	0	0	0	15	13	28
Searcy	0	0	0	0	2	2
Sebastian	0	0	0	6	2	8
Sharp	0	0	0	0	1	1
Stone	0	0	0	1	1	2
Union	0	0	0	0	2	2
Van Buren	0	0	0	0	1	1
Washington	0	0	0	4	6	10
White	0	0	0	3	9	12
Yell	0	0	0	0	1	1
TOTAL	0	0	6	142	190	338

*RACE AND ETHNICITY BY LICENSE TYPE - 2021

License Type	American Indian or Alaska Native	Asian	Black/African American	Native Hawaiian or Other Pacific Islander	Other	White/Caucasian	TOTAL
Certified Nurse Midwives	0	0	2	0	0	28	30
Certified Nurse Practitioner	52	98	447	6	45	3,932	4,580
Clinical Nurse Specialist	2	3	7	0	0	143	155
Certified Registered Nurse Anesthetist	9	16	24	0	11	795	855
Licensed Practical Nurse	225	93	2,332	23	240	11,518	14,431
Licensed Psychiatric Technician Nurse	1	0	23	0	2	36	62
Medication Assistant-Certified	1	0	3	0	0	19	23
Registered Nurse	457	1,002	4,019	90	571	38,726	44,865
Registered Nurse Practitioner	1	4	29	1	0	320	355
TOTAL	748	1,216	6,886	120	869	55,517	65,356

*Licensees may select more than one race/ethnicity