

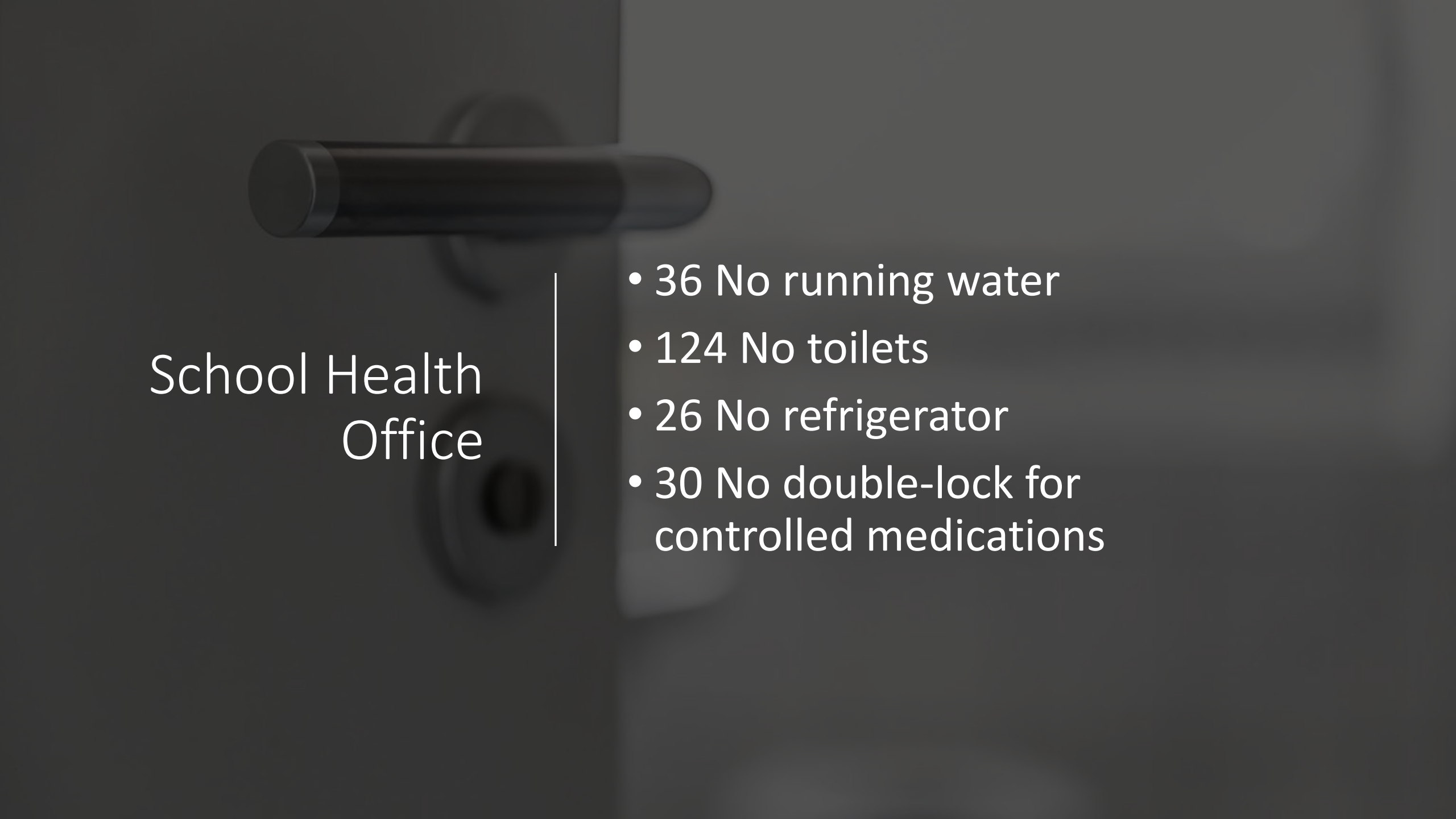
The background of the image is a close-up, slightly blurred view of a school health survey form. The form is a grid with rows and columns. Some cells contain numbers (1, 2, 3, 4) inside circles, and some contain solid black circles. A pencil is visible in the upper right corner, pointing towards the form. A black, rounded rectangular text box is overlaid on the right side of the image, containing the text "School Health Survey Results 2022".

School Health Survey Results  
2022



# Responses

- 864 school nurses responded
  - 12 of those were same nurses reporting on different campuses
- 244 school districts
- 1049 school campuses
- 5 of those were private schools
- 462, 983 total students represented

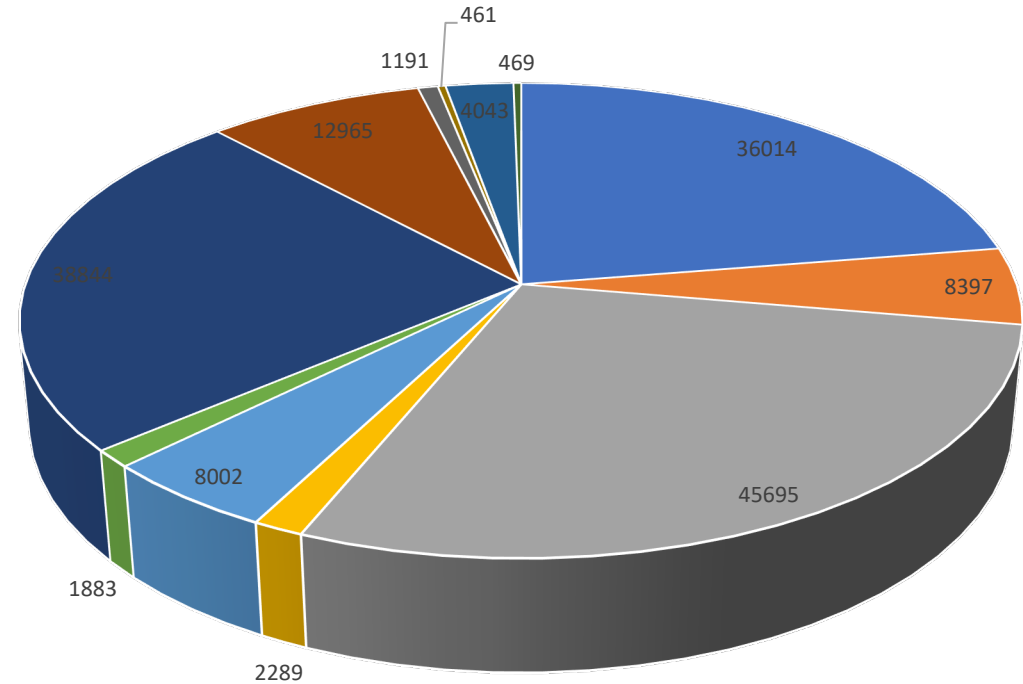


School Health  
Office

- 36 No running water
- 124 No toilets
- 26 No refrigerator
- 30 No double-lock for controlled medications

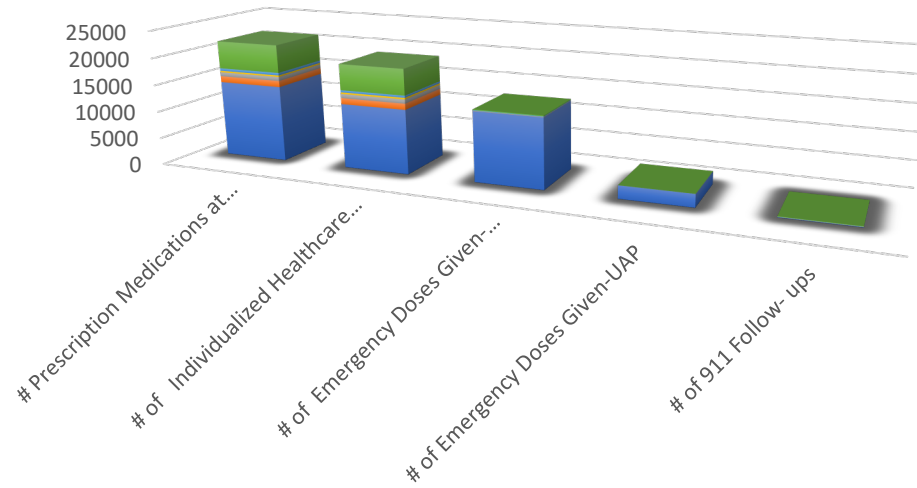
# Chronic Health Conditions

Asthma: 36,014  
 Anxiety: 8,397  
 ADHD: 45,695  
 Cardiovascular: 2,289  
 Depression: 8,002  
 Life-Threatening Allergies: 12,965  
 Non-Life-Threatening Allergies: 38,844  
 Type I Diabetes: 1,191  
 Type II Diabetes: 461  
 Seizures: 4,043  
 Substance Abuse: 1,883  
 TBI: 469



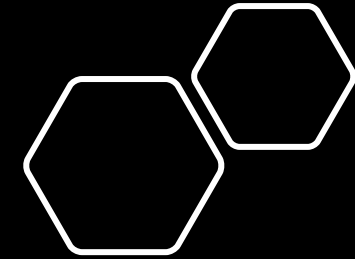
- Asthma
- Anxiety
- ADHD
- Cardiovascular
- Depression
- Substance Abuse
- Non-Threatening Allergies
- Life-Threatening Allergies
- Type I Diabetes
- Type II Diabetes
- Seizures
- TBI

## Emergency Medications



|                                                 | # Prescription Medications at School | # of Individualized Healthcare Plans (IHP's) | # of Emergency Doses Given-Nurse | # of Emergency Doses Given-UAP | # of 911 Follow-ups |
|-------------------------------------------------|--------------------------------------|----------------------------------------------|----------------------------------|--------------------------------|---------------------|
| ■ Epinephrine                                   | 5155                                 | 4820                                         | 130                              | 9                              | 52                  |
| ■ Sublingual or Buccal Benzodiazepine           | 480                                  | 391                                          | 107                              | 1                              | 28                  |
| ■ Intranasal Midazolam or Diazepam              | 269                                  | 284                                          | 17                               | 1                              | 8                   |
| ■ Rectal Diazepam                               | 776                                  | 782                                          | 42                               | 2                              | 28                  |
| ■ Glucagon                                      | 1154                                 | 1125                                         | 14                               | 1                              | 5                   |
| ■ Albuterol/Xopenex or Fast-acting Beta Agonist | 14126                                | 11971                                        | 12877                            | 2385                           | 87                  |

- Albuterol/Xopenex or Fast-acting Beta Agonist
- Glucagon
- Rectal Diazepam
- Intranasal Midazolam or Diazepam
- Sublingual or Buccal Benzodiazepine
- Epinephrine



## Other Medications in School

### MEDICATION ADMINISTRATION AT SCHOOL (2022)

- **12,211** students received long-term prescription medications at school.
- **8,432** students received short-term prescription medications at school.

\*An Arkansas public school administers **13,301** medications daily (38 responses deleted for not acceptable numbers, so this is greater)

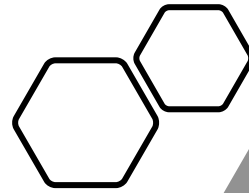


# Other Emergencies

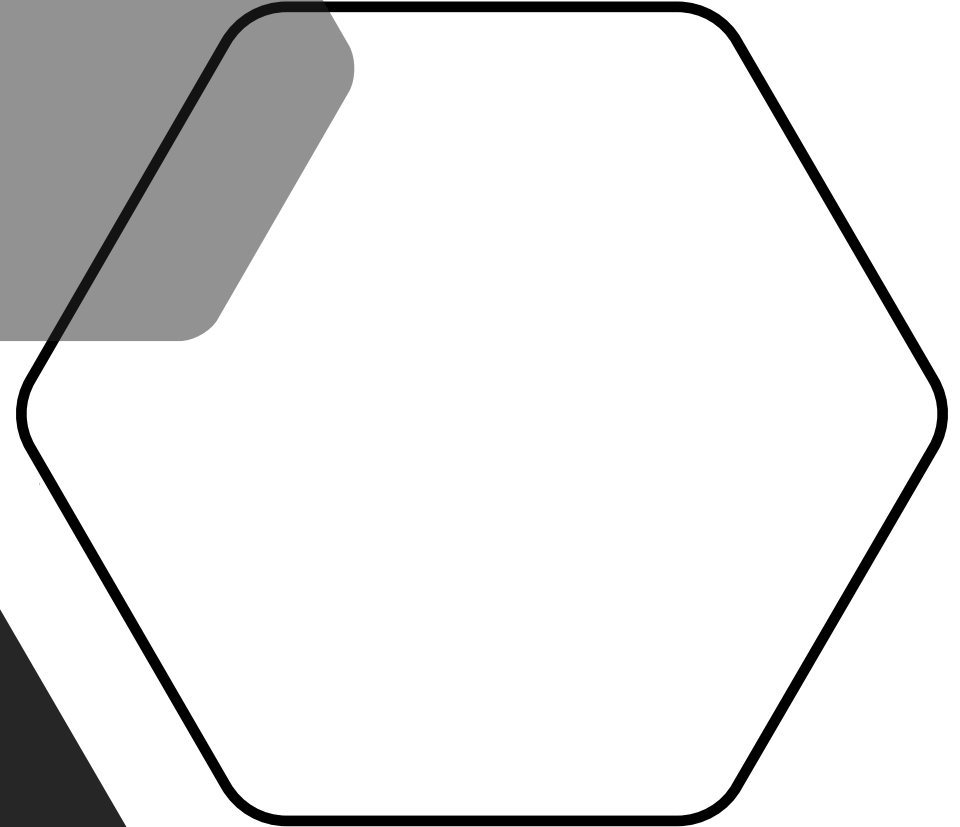
Sudden Cardiac Arrest: 5

Adrenal Crisis: 6

# Pregnancy in Schools

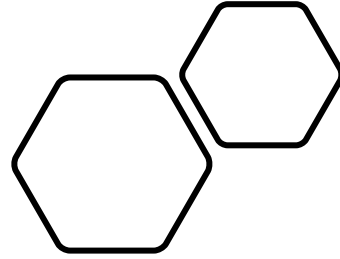


- Pregnancies: **628**
- Pregnant adolescents who dropped out of school permanently: **117**
- Pregnant adolescents diagnosed as high risk (i.e. Gestational DM, Preeclampsia): **42**
- Referral to health care provider for symptoms of STD's: **246**





# Mental Health in Arkansas Schools

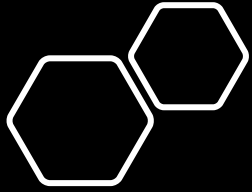


## Students Receiving Mental Health

29,489 students received mental health services on campuses

5,882 students received mental health services off campus

The number of times the school nurse and the school counselor provided a team approach to assist a student with a mental health need: 12,658



# Outcomes for Students in the Health Office at School

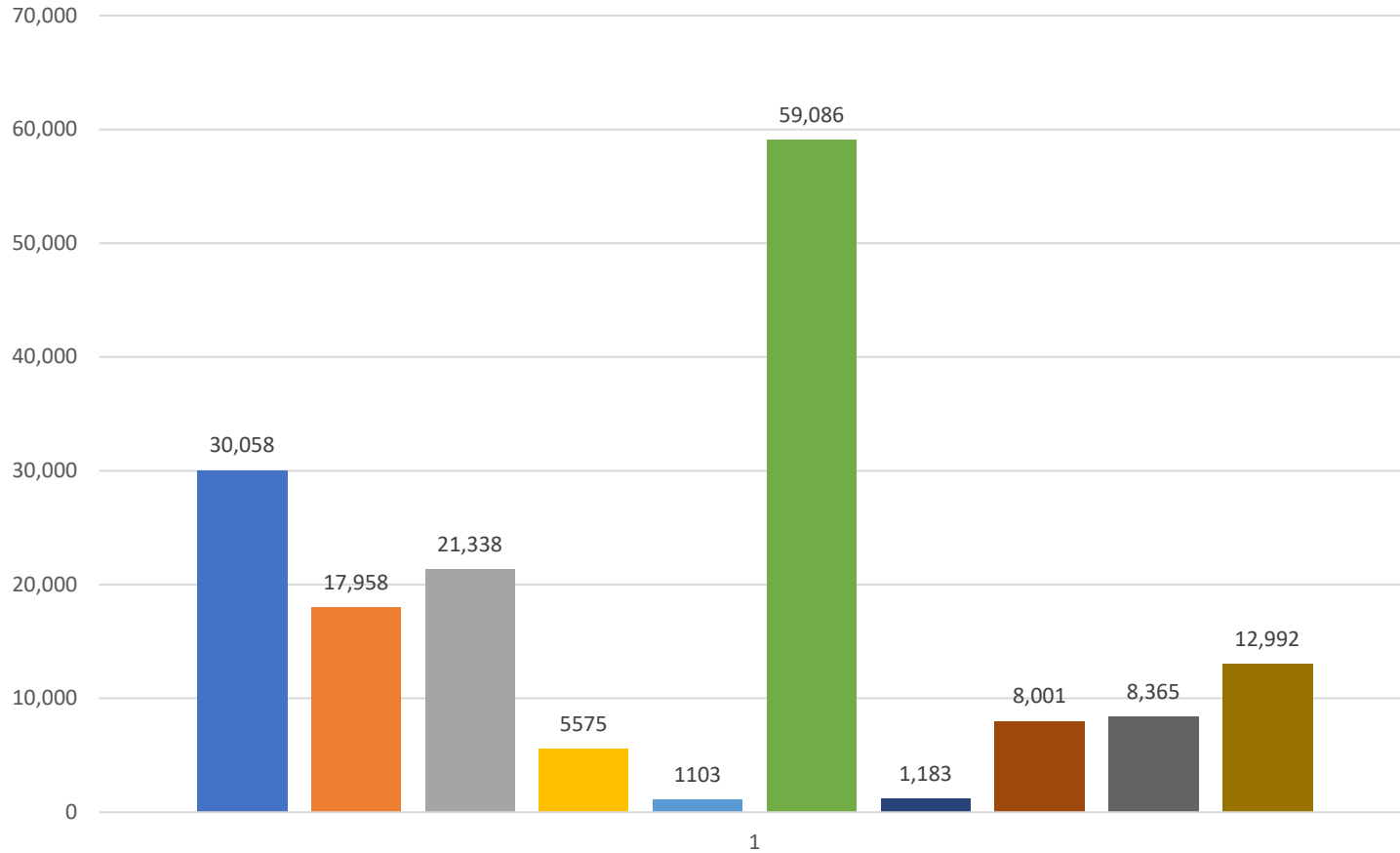
- Students Sent Back to Class: **1,880,425**
- Students Sent for Medical Attention: **69,959**
- Students Sent Home: **217,565**
- Students Sent to ER: **2,336**
- Students Sent to the SBHC (School-Based Health Center): **17,408**
- Students Sent to School Administrator: **4,553**
- Students Sent to School Counselor: **8,668**
  
- Number of students missing at least 10% or more of the school year including excused and unexcused absences: **96,974**

Have Naloxone: 633 schools


Enter the number of students on your campus having had an overdose at school or a school related activity this school year:

Overdoses at school: 161

# Staff Encounters



- Blood pressure
- Blood glucose check
- Height/Weight
- Injections
- Rescue Medications
- First Aid Treatment
- Workers' Compensation-Nursing only
- Education Regarding Medications
- Education Regarding Treatments
- Education Regarding Diseases



# Thank You

Cheria McDonald

[Cheria.McDonald@ade.Arkansas.gov](mailto:Cheria.McDonald@ade.Arkansas.gov)